

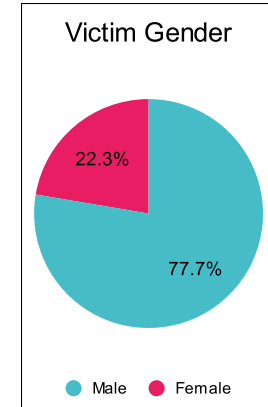
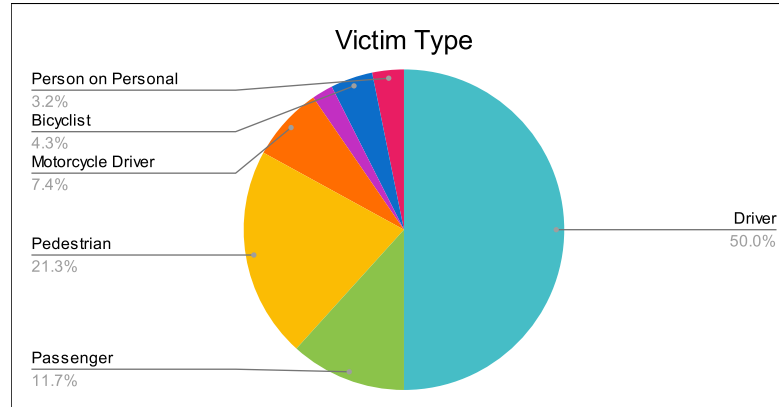
Statewide Fatalities

Crash Details	
Total Fatal Crashes	87
Fatalities	94

Victim Type		
Driver	47	50%
Passenger	11	12%
Pedestrian	20	21%
Motorcycle Driver	7	7%
Motorcycle Passenger	2	2%
Bicyclist	4	4%
Person on Personal Conveyance	3	3%

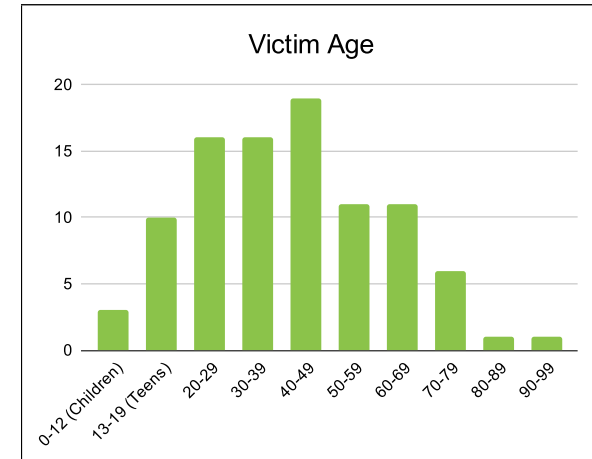
Victim Gender		
Male	73	78%
Female	21	22%
Unknown	0	0%

Victim Age		
0-12 (Children)	3	3%
13-19 (Teens)	10	11%
20-29	16	17%
30-39	16	17%
40-49	19	20%
50-59	11	12%
60-69	11	12%
70-79	6	6%
80-89	1	1%
90-99	1	1%



Speed		
Yes	18	19%
No	33	35%
Unknown	5	5%
Not Known Yet	38	40%

	Safety Equipment	
	Seat Belt Use	Helmet Use
Yes/Correct	13	5
Yes/Not Correct	0	0
Yes/Unknown	1	0
No	28	4
Unknown	5	0
Not Applicable	37	79
Not Known Yet	10	6



These numbers are preliminary and could change at anytime. The information in this report is based off the data available at the time the report was created. For questions please contact the Traffic Records Supervisor at the Utah Highway Safety Office.