

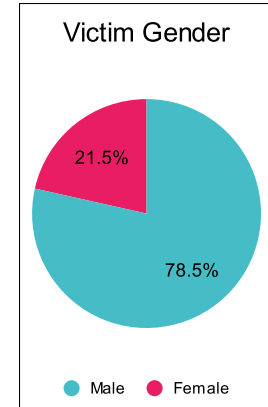
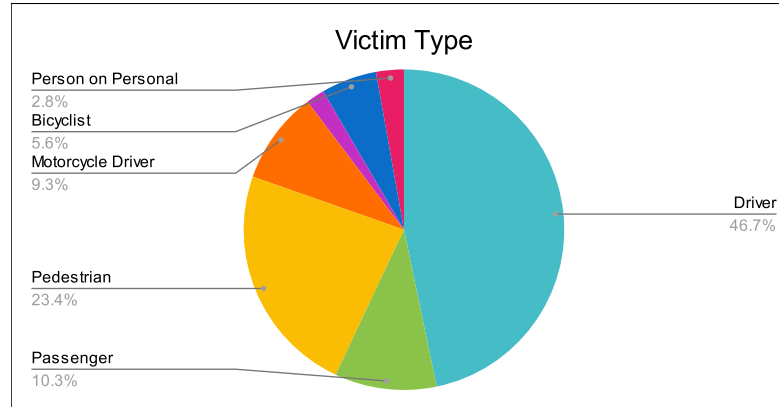
Statewide Fatalities

Crash Details	
Total Fatal Crashes	99
Fatalities	107

Victim Type		
Driver	50	47%
Passenger	11	10%
Pedestrian	25	23%
Motorcycle Driver	10	9%
Motorcycle Passenger	2	2%
Bicyclist	6	6%
Person on Personal Conveyance	3	3%

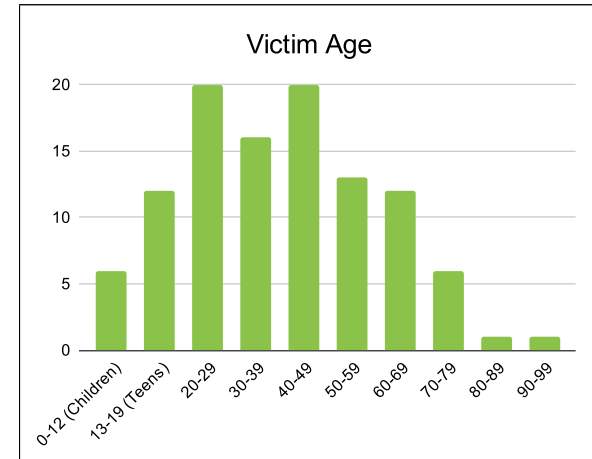
Victim Gender		
Male	84	79%
Female	23	21%
Unknown	0	0%

Victim Age		
0-12 (Children)	6	6%
13-19 (Teens)	12	11%
20-29	20	19%
30-39	16	15%
40-49	20	19%
50-59	13	12%
60-69	12	11%
70-79	6	6%
80-89	1	1%
90-99	1	1%



Speed		
Yes	28	26%
No	40	37%
Unknown	6	6%
Not Known Yet	33	31%

Safety Equipment		
	Seat Belt Use	Helmet Use
Yes/Correct	15	9
Yes/Not Correct	0	0
Yes/Unknown	1	0
No	31	6
Unknown	8	0
Not Applicable	47	87
Not Known Yet	5	5



These numbers are preliminary and could change at anytime. The information in this report is based off the data available at the time the report was created. For questions please contact the Traffic Records Supervisor at the Utah Highway Safety Office.