

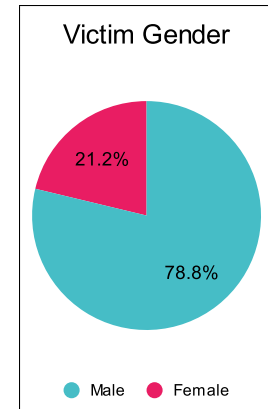
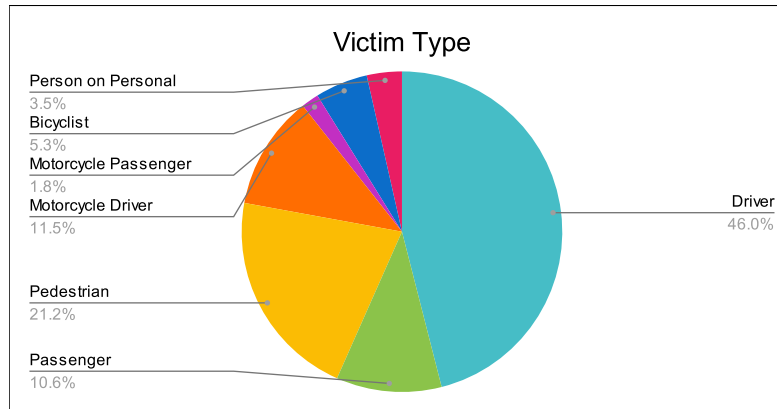
Statewide Fatalities

Crash Details	
Total Fatal Crashes	105
Fatalities	113

Victim Type		
Driver	52	46%
Passenger	12	11%
Pedestrian	24	21%
Motorcycle Driver	13	12%
Motorcycle Passenger	2	2%
Bicyclist	6	5%
Person on Personal Conveyance	4	4%

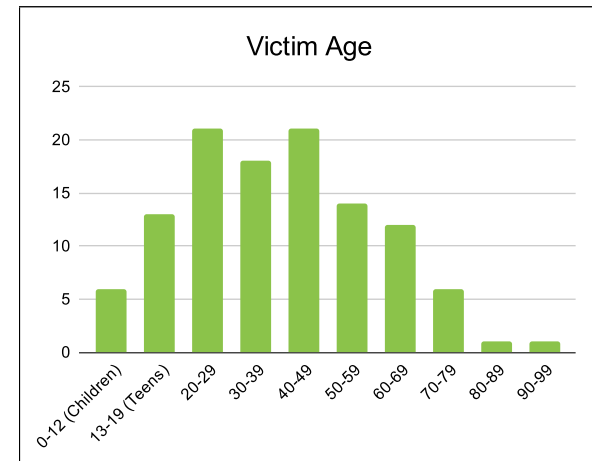
Victim Gender		
Male	89	79%
Female	24	21%
Unknown	0	0%

Victim Age		
0-12 (Children)	6	5%
13-19 (Teens)	13	12%
20-29	21	19%
30-39	18	16%
40-49	21	19%
50-59	14	12%
60-69	12	11%
70-79	6	5%
80-89	1	1%
90-99	1	1%



Speed		
Yes	30	27%
No	42	37%
Unknown	5	4%
Not Known Yet	36	32%

	Safety Equipment	
	Seat Belt Use	Helmet Use
Yes/Correct	15	9
Yes/Not Correct	0	0
Yes/Unknown	1	0
No	34	7
Unknown	8	0
Not Applicable	50	90
Not Known Yet	5	7



These numbers are preliminary and could change at anytime. The information in this report is based off the data available at the time the report was created. For questions please contact the Traffic Records Supervisor at the Utah Highway Safety Office.