

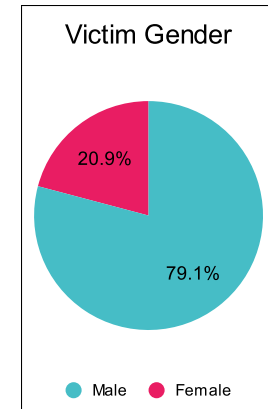
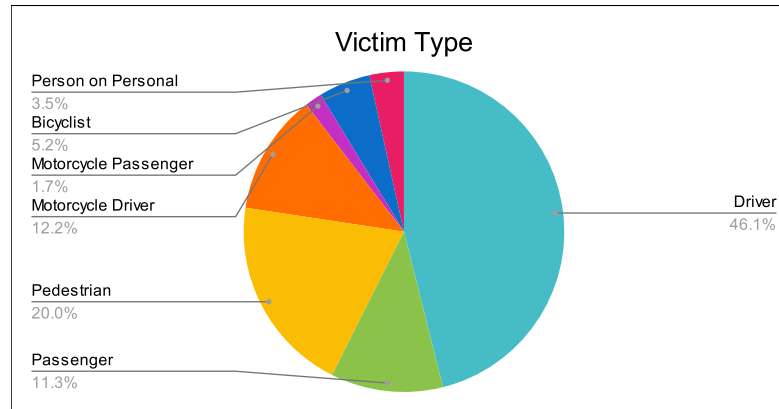
Statewide Fatalities

Crash Details	
Total Fatal Crashes	106
Fatalities	115

Victim Type		
Driver	53	46%
Passenger	13	11%
Pedestrian	23	20%
Motorcycle Driver	14	12%
Motorcycle Passenger	2	2%
Bicyclist	6	5%
Person on Personal Conveyance	4	3%

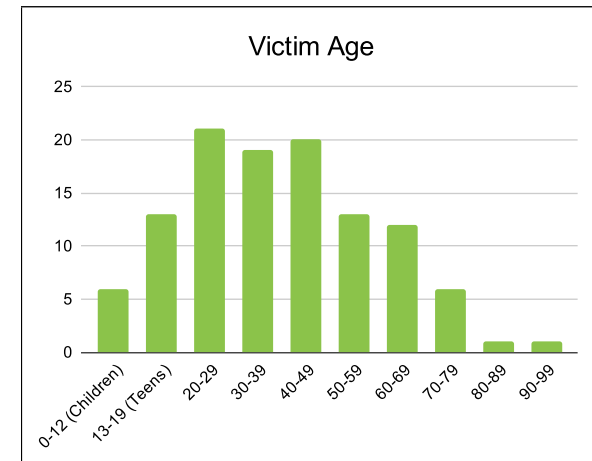
Victim Gender		
Male	91	79%
Female	24	21%
Unknown	0	0%

Victim Age		
0-12 (Children)	6	5%
13-19 (Teens)	13	11%
20-29	21	18%
30-39	19	17%
40-49	20	17%
50-59	13	11%
60-69	12	10%
70-79	6	5%
80-89	1	1%
90-99	1	1%



Speed		
Yes	30	26%
No	45	39%
Unknown	5	4%
Not Known Yet	32	28%

Safety Equipment		
	Seat Belt Use	Helmet Use
Yes/Correct	15	9
Yes/Not Correct	0	0
Yes/Unknown	1	0
No	34	7
Unknown	8	0
Not Applicable	50	91
Not Known Yet	5	7



These numbers are preliminary and could change at anytime. The information in this report is based off the data available at the time the report was created. For questions please contact the Traffic Records Supervisor at the Utah Highway Safety Office.