

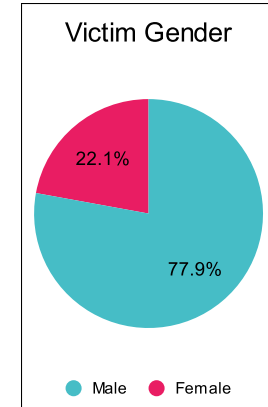
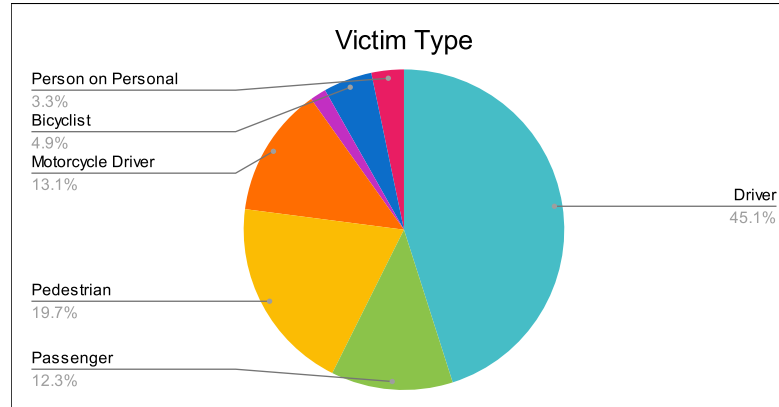
Statewide Fatalities

Crash Details	
Total Fatal Crashes	113
Fatalities	123

Victim Type		
Driver	55	45%
Passenger	15	12%
Pedestrian	24	20%
Motorcycle Driver	16	13%
Motorcycle Passenger	2	2%
Bicyclist	6	5%
Person on Personal Conveyance	4	3%

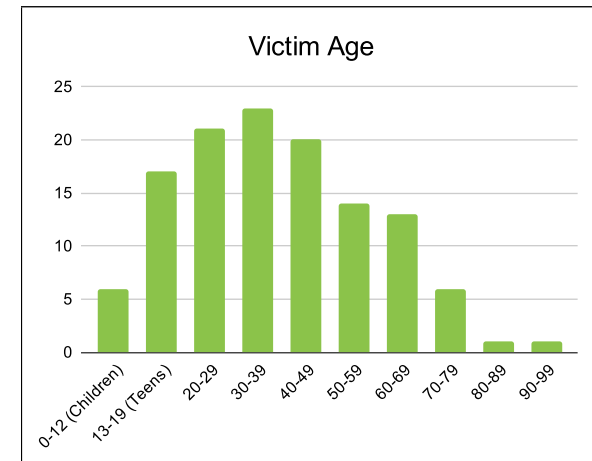
Victim Gender		
Male	95	77%
Female	27	22%
Unknown	0	0%

Victim Age		
0-12 (Children)	6	5%
13-19 (Teens)	17	14%
20-29	21	17%
30-39	23	19%
40-49	20	16%
50-59	14	11%
60-69	13	11%
70-79	6	5%
80-89	1	1%
90-99	1	1%



Speed		
Yes	31	25%
No	45	37%
Unknown	5	4%
Not Known Yet	41	33%

Safety Equipment		
	Seat Belt Use	Helmet Use
Yes/Correct	15	10
Yes/Not Correct	0	0
Yes/Unknown	1	0
No	34	7
Unknown	8	0
Not Applicable	53	96
Not Known Yet	11	8



These numbers are preliminary and could change at anytime. The information in this report is based off the data available at the time the report was created. For questions please contact the Traffic Records Supervisor at the Utah Highway Safety Office.