

Statewide Fatalities

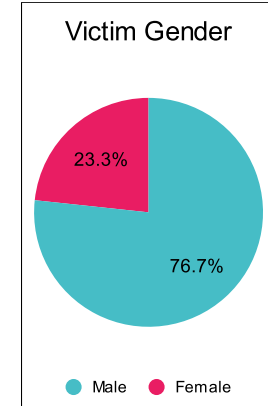
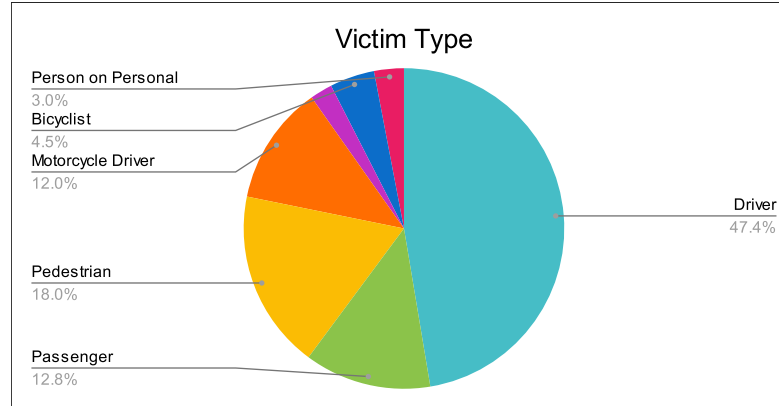
6/6/2022

Crash Details	
Total Fatal Crashes	121
Fatalities	133

Victim Type		
Driver	63	47%
Passenger	17	13%
Pedestrian	24	18%
Motorcycle Driver	16	12%
Motorcycle Passenger	3	2%
Bicyclist	6	5%
Person on Personal Conveyance	4	3%

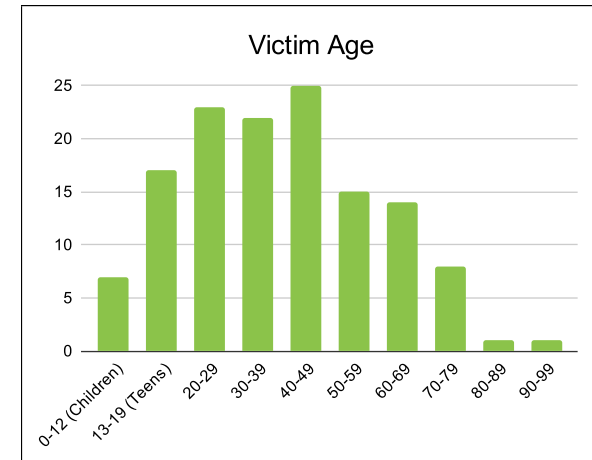
Victim Gender		
Male	102	77%
Female	31	23%
Unknown	0	0%

Victim Age		
0-12 (Children)	7	5%
13-19 (Teens)	17	13%
20-29	23	17%
30-39	22	17%
40-49	25	19%
50-59	15	11%
60-69	14	11%
70-79	8	6%
80-89	1	1%
90-99	1	1%



Speed		
Yes	36	27%
No	46	35%
Unknown	5	4%
Not Known Yet	46	35%

	Safety Equipment	
	Seat Belt Use	Helmet Use
Yes/Correct	16	12
Yes/Not Correct	1	0
Yes/Unknown	1	0
No	36	9
Unknown	8	0
Not Applicable	55	104
Not Known Yet	16	8



These numbers are preliminary and could change at anytime. The information in this report is based off the data available at the time the report was created. For questions please contact the Traffic Records Supervisor at the Utah Highway Safety Office.