

Statewide Fatalities

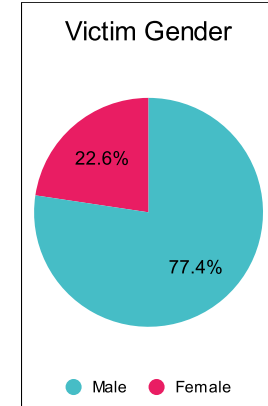
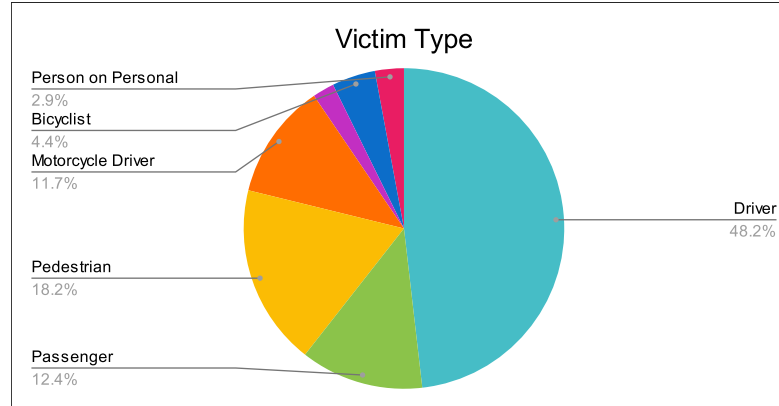
6/13/2022

Crash Details	
Total Fatal Crashes	125
Fatalities	137

Victim Type		
Driver	66	48%
Passenger	17	12%
Pedestrian	25	18%
Motorcycle Driver	16	12%
Motorcycle Passenger	3	2%
Bicyclist	6	4%
Person on Personal Conveyance	4	3%

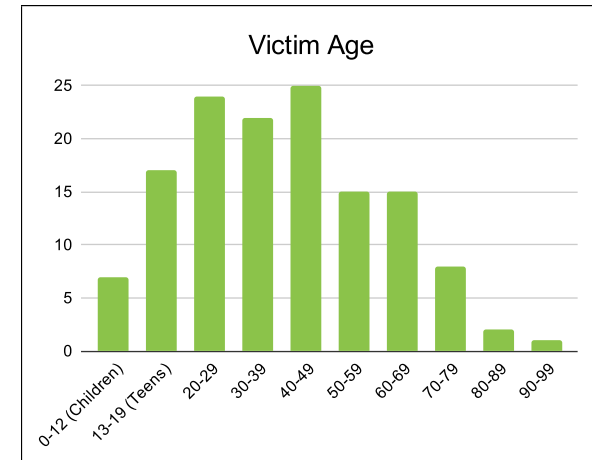
Victim Gender		
Male	106	77%
Female	31	23%
Unknown	0	0%

Victim Age		
0-12 (Children)	7	5%
13-19 (Teens)	17	12%
20-29	24	18%
30-39	22	16%
40-49	25	18%
50-59	15	11%
60-69	15	11%
70-79	8	6%
80-89	2	1%
90-99	1	1%



Speed		
Yes	39	28%
No	54	39%
Unknown	5	4%
Not Known Yet	39	28%

	Safety Equipment	
	Seat Belt Use	Helmet Use
Yes/Correct	17	13
Yes/Not Correct	1	0
Yes/Unknown	1	0
No	41	9
Unknown	8	0
Not Applicable	55	108
Not Known Yet	14	7



These numbers are preliminary and could change at anytime. The information in this report is based off the data available at the time the report was created. For questions please contact the Traffic Records Supervisor at the Utah Highway Safety Office.