

Statewide Fatalities

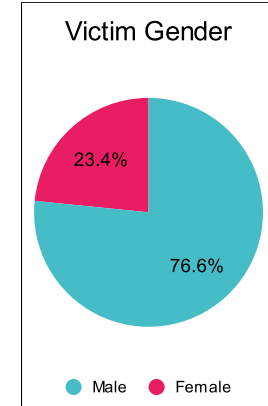
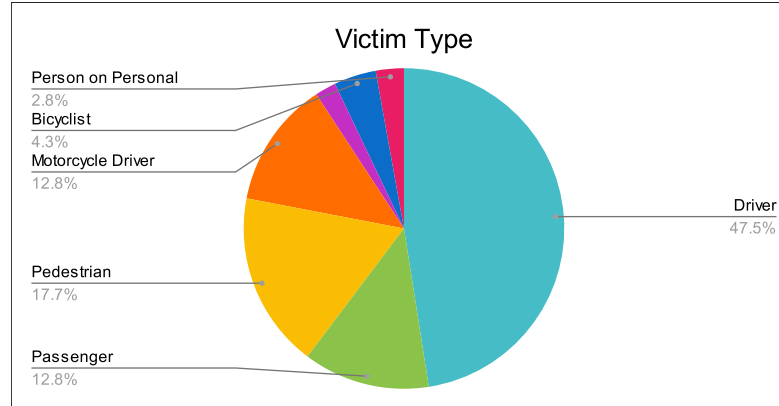
6/21/2022

Crash Details	
Total Fatal Crashes	129
Fatalities	141

Victim Type		
Driver	67	48%
Passenger	18	13%
Pedestrian	25	18%
Motorcycle Driver	18	13%
Motorcycle Passenger	3	2%
Bicyclist	6	4%
Person on Personal Conveyance	4	3%

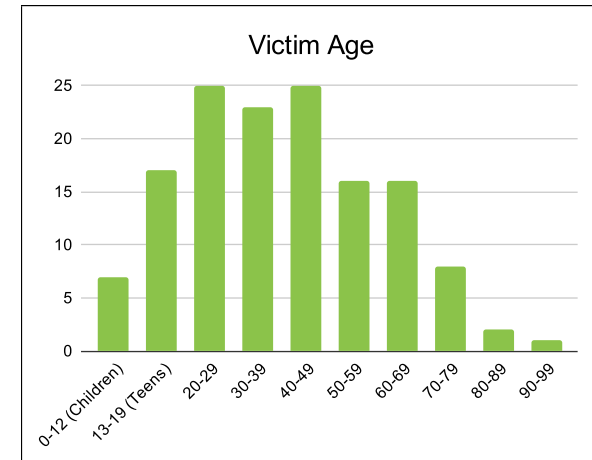
Victim Gender		
Male	108	77%
Female	33	23%
Unknown	0	0%

Victim Age		
0-12 (Children)	7	5%
13-19 (Teens)	17	12%
20-29	25	18%
30-39	23	16%
40-49	25	18%
50-59	16	11%
60-69	16	11%
70-79	8	6%
80-89	2	1%
90-99	1	1%



Speed		
Yes	39	28%
No	64	45%
Unknown	8	6%
Not Known Yet	30	21%

Safety Equipment		
	Seat Belt Use	Helmet Use
Yes/Correct	20	14
Yes/Not Correct	1	0
Yes/Unknown	1	0
No	40	9
Unknown	8	2
Not Applicable	57	110
Not Known Yet	14	6



These numbers are preliminary and could change at anytime. The information in this report is based off the data available at the time the report was created.

For questions please contact the Traffic Records Supervisor at the Utah Highway Safety Office.