

Statewide Fatalities

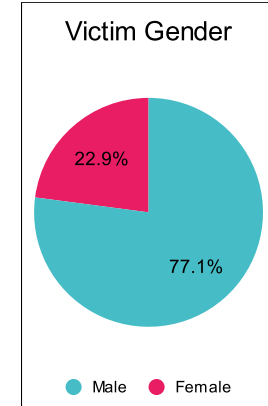
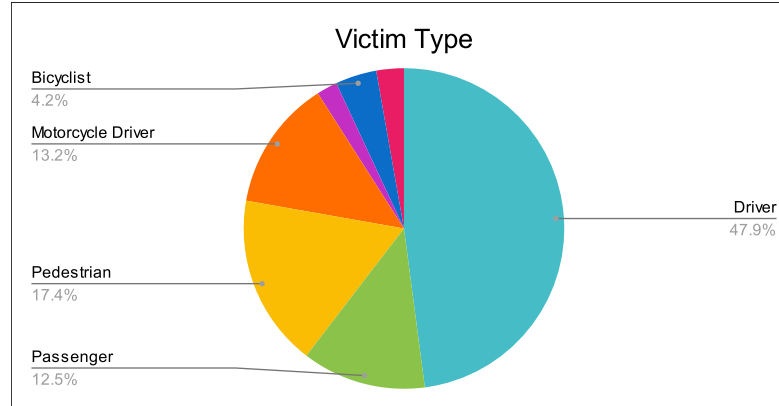
6/27/2022

Crash Details	
Total Fatal Crashes	132
Fatalities	144

Victim Type		
Driver	69	48%
Passenger	18	13%
Pedestrian	25	17%
Motorcycle Driver	19	13%
Motorcycle Passenger	3	2%
Bicyclist	6	4%
Person on Personal Conveyance	4	3%

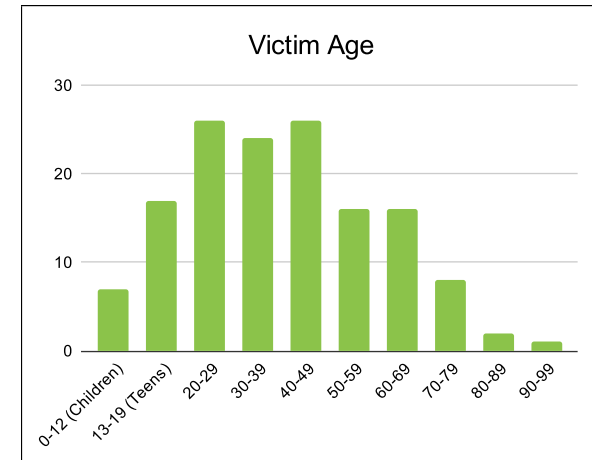
Victim Gender		
Male	111	77%
Female	33	23%
Unknown	0	0%

Victim Age		
0-12 (Children)	7	5%
13-19 (Teens)	17	12%
20-29	26	18%
30-39	24	17%
40-49	26	18%
50-59	16	11%
60-69	16	11%
70-79	8	6%
80-89	2	1%
90-99	1	1%



Speed		
Yes	40	28%
No	66	46%
Unknown	8	6%
Not Known Yet	30	21%

Safety Equipment		
	Seat Belt Use	Helmet Use
Yes/Correct	21	14
Yes/Not Correct	1	0
Yes/Unknown	1	0
No	40	10
Unknown	8	2
Not Applicable	58	112
Not Known Yet	15	6



These numbers are preliminary and could change at anytime. The information in this report is based off the data available at the time the report was created. For questions please contact the Traffic Records Supervisor at the Utah Highway Safety Office.