

# Statewide Fatalities

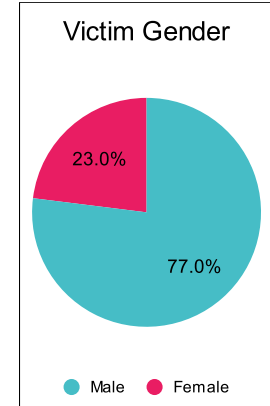
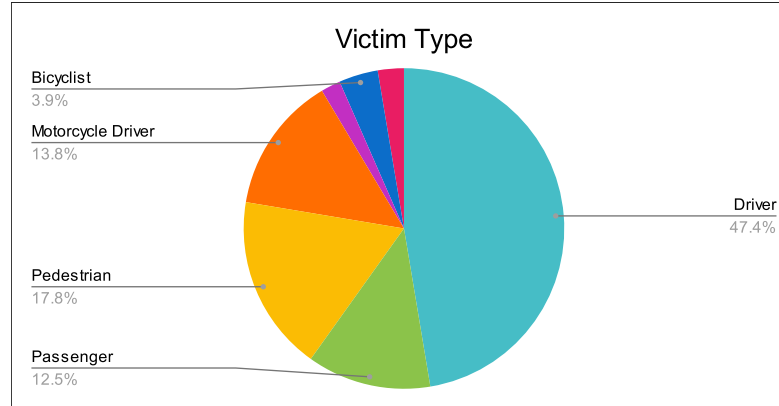
7/5/2022

Crash Details	
Total Fatal Crashes	140
Fatalities	152

Victim Type		
Driver	72	47%
Passenger	19	13%
Pedestrian	27	18%
Motorcycle Driver	21	14%
Motorcycle Passenger	3	2%
Bicyclist	6	4%
Person on Personal Conveyance	4	3%

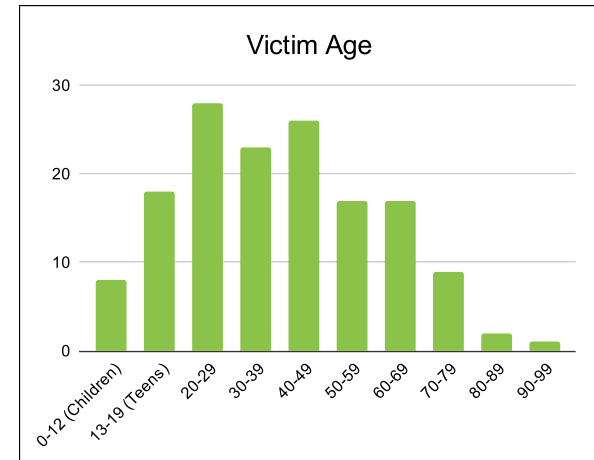
Victim Gender		
Male	117	77%
Female	35	23%
Unknown	0	0%

Victim Age		
0-12 (Children)	8	5%
13-19 (Teens)	18	12%
20-29	28	18%
30-39	23	15%
40-49	26	17%
50-59	17	11%
60-69	17	11%
70-79	9	6%
80-89	2	1%
90-99	1	1%



Speed		
Yes	43	28%
No	72	47%
Unknown	8	5%
Not Known Yet	29	19%

	Safety Equipment	
	Seat Belt Use	Helmet Use
Yes/Correct	22	15
Yes/Not Correct	1	0
Yes/Unknown	1	0
No	40	11
Unknown	9	2
Not Applicable	63	117
Not Known Yet	16	7



*These numbers are preliminary and could change at anytime. The information in this report is based off the data available at the time the report was created. For questions please contact the Traffic Records Supervisor at the Utah Highway Safety Office.*