

Statewide Fatalities

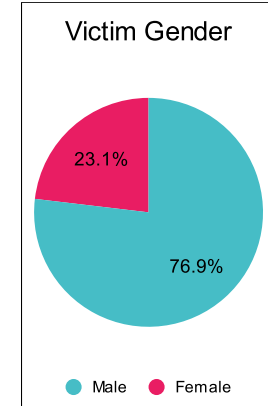
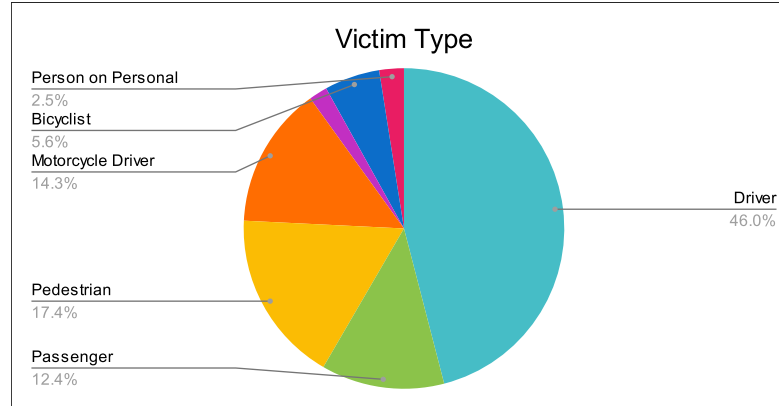
7/11/2022

Crash Details	
Total Fatal Crashes	148
Fatalities	161

Victim Type		
Driver	74	46%
Passenger	20	12%
Pedestrian	28	17%
Motorcycle Driver	23	14%
Motorcycle Passenger	3	2%
Bicyclist	9	6%
Person on Personal Conveyance	4	2%

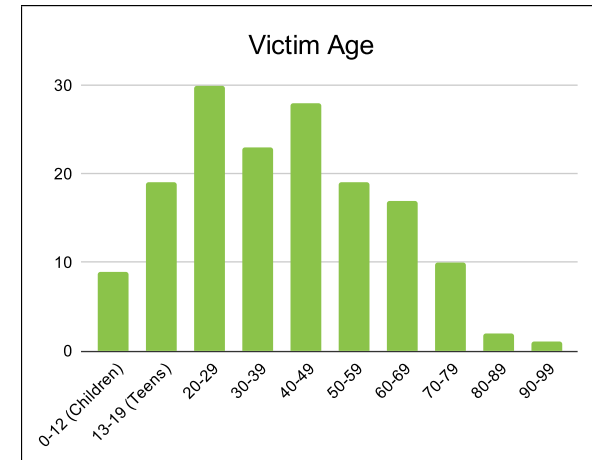
Victim Gender		
Male	123	76%
Female	37	23%
Unknown	0	0%

Victim Age		
0-12 (Children)	9	6%
13-19 (Teens)	19	12%
20-29	30	19%
30-39	23	14%
40-49	28	17%
50-59	19	12%
60-69	17	11%
70-79	10	6%
80-89	2	1%
90-99	1	1%



Speed		
Yes	45	28%
No	73	45%
Unknown	8	5%
Not Known Yet	31	19%

	Safety Equipment	
	Seat Belt Use	Helmet Use
Yes/Correct	24	15
Yes/Not Correct	1	0
Yes/Unknown	1	0
No	42	13
Unknown	9	2
Not Applicable	69	123
Not Known Yet	15	8



These numbers are preliminary and could change at anytime. The information in this report is based off the data available at the time the report was created.

For questions please contact the Traffic Records Supervisor at the Utah Highway Safety Office.