

Statewide Fatalities

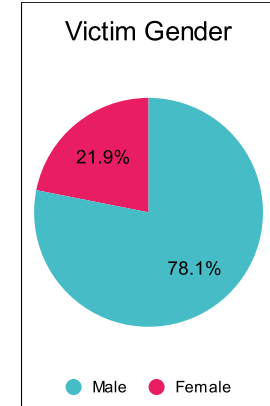
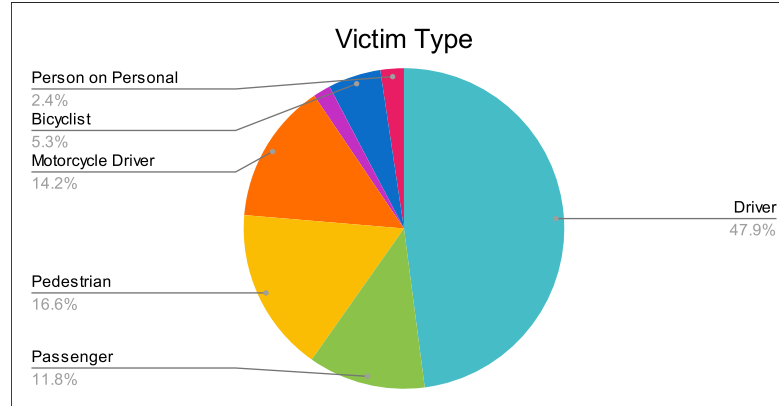
7/18/2022

Crash Details	
Total Fatal Crashes	155
Fatalities	169

Victim Type		
Driver	81	48%
Passenger	20	12%
Pedestrian	28	17%
Motorcycle Driver	24	14%
Motorcycle Passenger	3	2%
Bicyclist	9	5%
Person on Personal Conveyance	4	2%

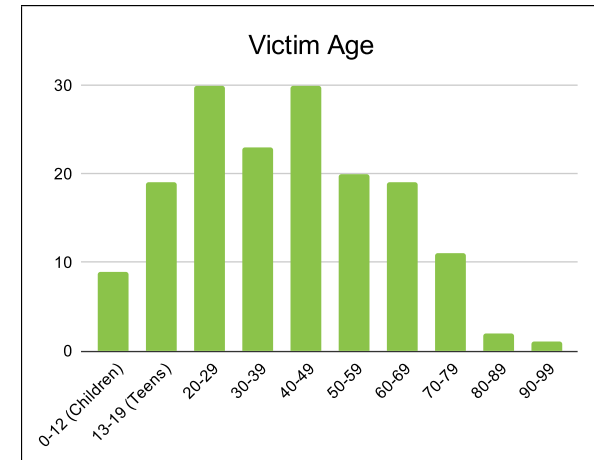
Victim Gender		
Male	132	78%
Female	37	22%
Unknown	0	0%

Victim Age		
0-12 (Children)	9	5%
13-19 (Teens)	19	11%
20-29	30	18%
30-39	23	14%
40-49	30	18%
50-59	20	12%
60-69	19	11%
70-79	11	7%
80-89	2	1%
90-99	1	1%



Speed		
Yes	50	30%
No	83	49%
Unknown	8	5%
Not Known Yet	26	15%

	Safety Equipment	
	Seat Belt Use	Helmet Use
Yes/Correct	29	16
Yes/Not Correct	1	1
Yes/Unknown	1	0
No	48	14
Unknown	9	2
Not Applicable	71	128
Not Known Yet	10	8



These numbers are preliminary and could change at anytime. The information in this report is based off the data available at the time the report was created.

For questions please contact the Traffic Records Supervisor at the Utah Highway Safety Office.