

Statewide Fatalities

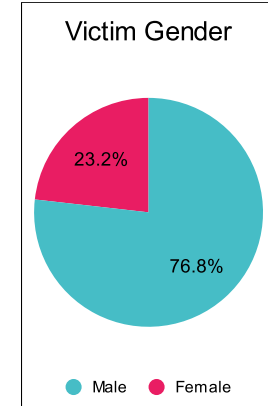
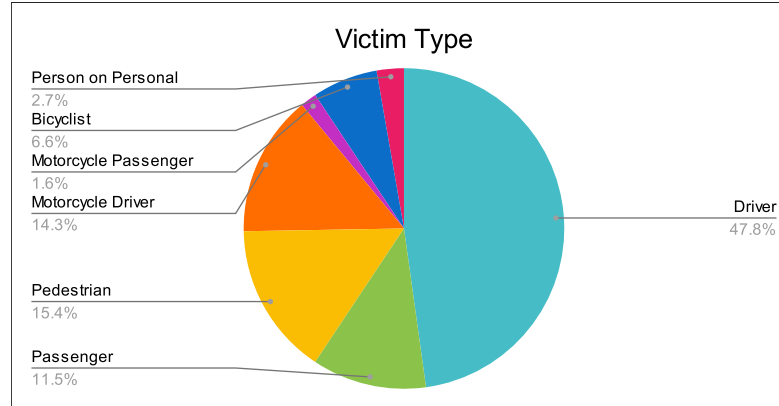
07/25/2022

Crash Details	
Total Fatal Crashes	167
Fatalities	181

Victim Type		
Driver	87	48%
Passenger	21	12%
Pedestrian	28	15%
Motorcycle Driver	26	14%
Motorcycle Passenger	3	2%
Bicyclist	12	7%
Person on Personal Conveyance	5	3%

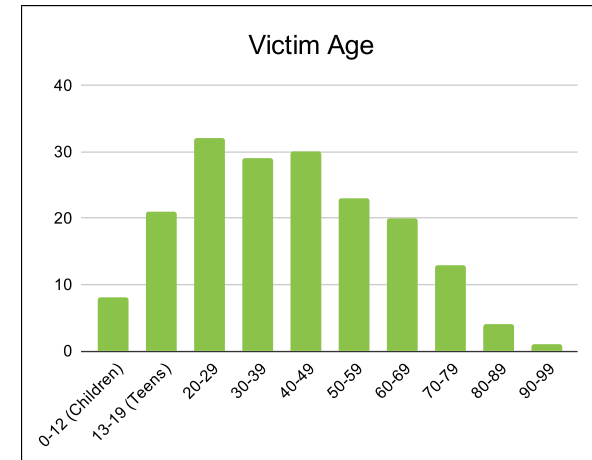
Victim Gender		
Male	139	77%
Female	42	23%
Unknown	0	0%

Victim Age		
0-12 (Children)	8	4%
13-19 (Teens)	21	12%
20-29	32	18%
30-39	29	16%
40-49	30	17%
50-59	23	13%
60-69	20	11%
70-79	13	7%
80-89	4	2%
90-99	1	1%



Speed		
Yes	52	29%
No	93	51%
Unknown	8	4%
Not Known Yet	27	15%

	Safety Equipment	
	Seat Belt Use	Helmet Use
Yes/Correct	34	18
Yes/Not Correct	1	1
Yes/Unknown	1	0
No	52	17
Unknown	9	2
Not Applicable	76	136
Not Known Yet	8	7



These numbers are preliminary and could change at anytime. The information in this report is based off the data available at the time the report was created.

For questions please contact the Traffic Records Supervisor at the Utah Highway Safety Office.