

Statewide Fatalities

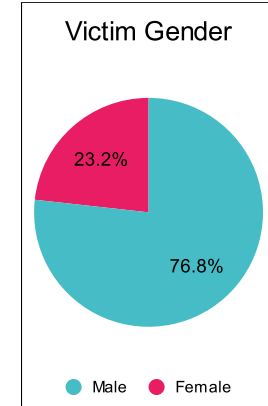
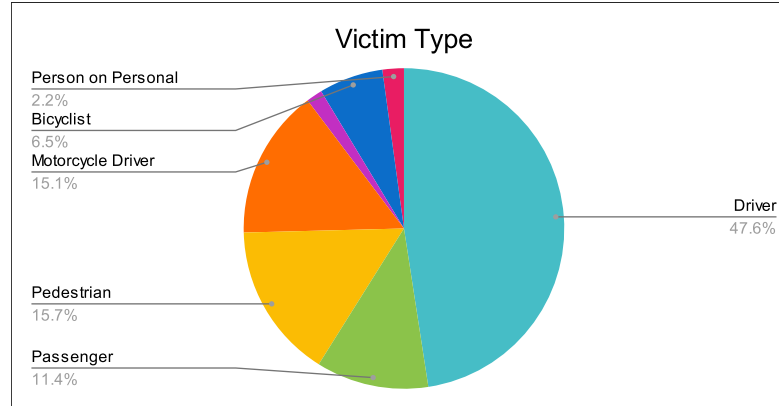
8/1/2022

Crash Details	
Total Fatal Crashes	171
Fatalities	185

Victim Type		
Driver	88	48%
Passenger	21	11%
Pedestrian	29	16%
Motorcycle Driver	28	15%
Motorcycle Passenger	3	2%
Bicyclist	12	6%
Person on Personal Conveyance	4	2%

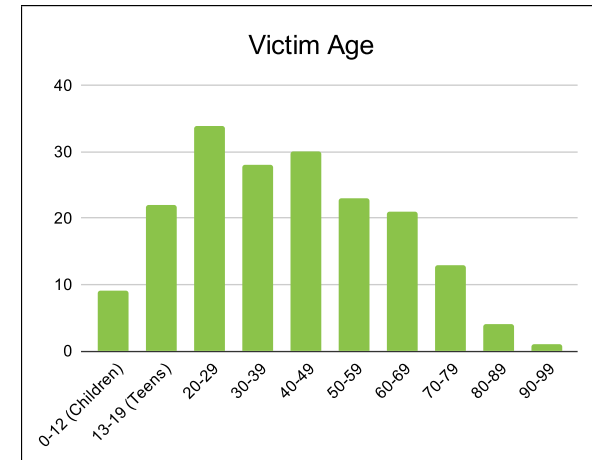
Victim Gender		
Male	142	77%
Female	43	23%
Unknown	0	0%

Victim Age		
0-12 (Children)	9	5%
13-19 (Teens)	22	12%
20-29	34	18%
30-39	28	15%
40-49	30	16%
50-59	23	12%
60-69	21	11%
70-79	13	7%
80-89	4	2%
90-99	1	1%



Speed		
Yes	54	29%
No	92	50%
Unknown	8	4%
Not Known Yet	30	16%

Safety Equipment		
	Seat Belt Use	Helmet Use
Yes/Correct	35	19
Yes/Not Correct	1	1
Yes/Unknown	1	0
No	52	17
Unknown	9	2
Not Applicable	79	138
Not Known Yet	8	8



These numbers are preliminary and could change at anytime. The information in this report is based off the data available at the time the report was created.

For questions please contact the Traffic Records Supervisor at the Utah Highway Safety Office.