

Statewide Fatalities

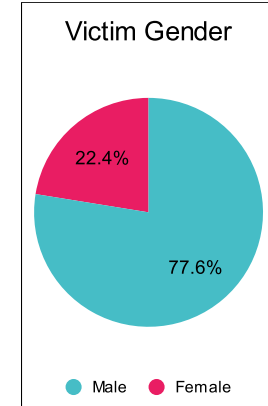
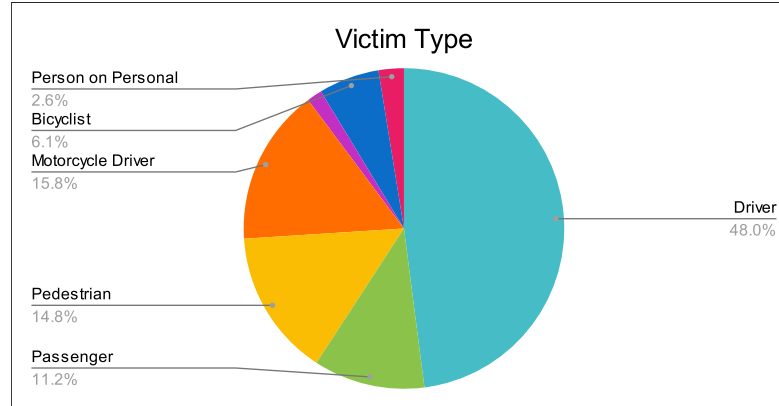
8/8/2022

Crash Details	
Total Fatal Crashes	182
Fatalities	196

Victim Type		
Driver	94	48%
Passenger	22	11%
Pedestrian	29	15%
Motorcycle Driver	31	16%
Motorcycle Passenger	3	2%
Bicyclist	12	6%
Person on Personal Conveyance	5	3%

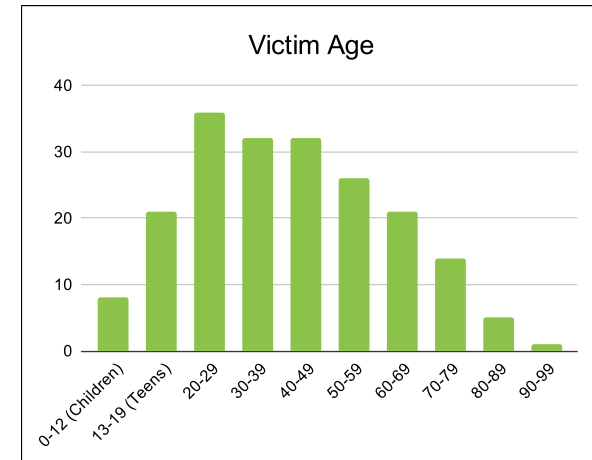
Victim Gender		
Male	152	78%
Female	44	22%
Unknown	0	0%

Victim Age		
0-12 (Children)	8	4%
13-19 (Teens)	21	11%
20-29	36	18%
30-39	32	16%
40-49	32	16%
50-59	26	13%
60-69	21	11%
70-79	14	7%
80-89	5	3%
90-99	1	1%



Speed		
Yes	59	30%
No	94	48%
Unknown	9	5%
Not Known Yet	32	16%

Safety Equipment		
	Seat Belt Use	Helmet Use
Yes/Correct	35	19
Yes/Not Correct	1	1
Yes/Unknown	1	0
No	55	19
Unknown	9	2
Not Applicable	83	142
Not Known Yet	12	13



These numbers are preliminary and could change at anytime. The information in this report is based off the data available at the time the report was created.

For questions please contact the Traffic Records Supervisor at the Utah Highway Safety Office.