

Statewide Fatalities

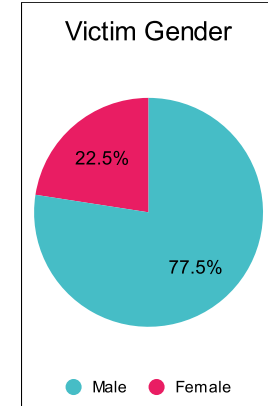
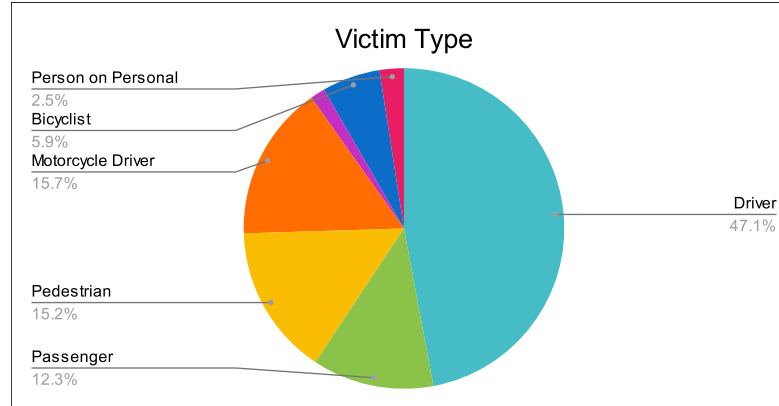
8/15/2022

Crash Details	
Total Fatal Crashes	190
Fatalities	204

Victim Type		
Driver	96	47%
Passenger	25	12%
Pedestrian	31	15%
Motorcycle Driver	32	16%
Motorcycle Passenger	3	1%
Bicyclist	12	6%
Person on Personal Conveyance	5	2%

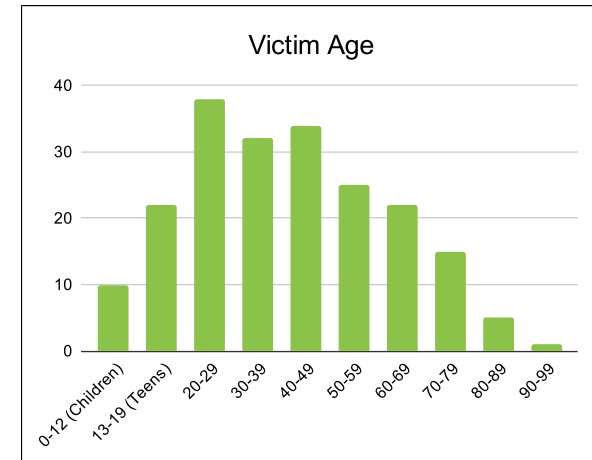
Victim Gender		
Male	158	77%
Female	46	23%
Unknown	0	0%

Victim Age		
0-12 (Children)	10	5%
13-19 (Teens)	22	11%
20-29	38	19%
30-39	32	16%
40-49	34	17%
50-59	25	12%
60-69	22	11%
70-79	15	7%
80-89	5	2%
90-99	1	0%



Speed		
Yes	61	30%
No	95	47%
Unknown	10	5%
Not Known Yet	36	18%

	Safety Equipment	
	Seat Belt Use	Helmet Use
Yes/Correct	37	20
Yes/Not Correct	1	1
Yes/Unknown	1	0
No	59	21
Unknown	9	3
Not Applicable	85	147
Not Known Yet	12	12



These numbers are preliminary and could change at anytime. The information in this report is based off the data available at the time the report was created.

For questions please contact the Traffic Records Supervisor at the Utah Highway Safety Office.