

Statewide Fatalities

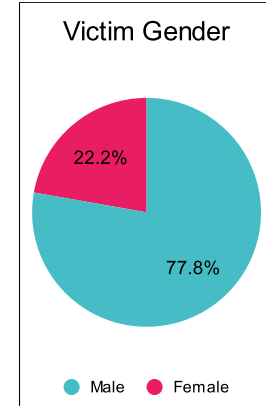
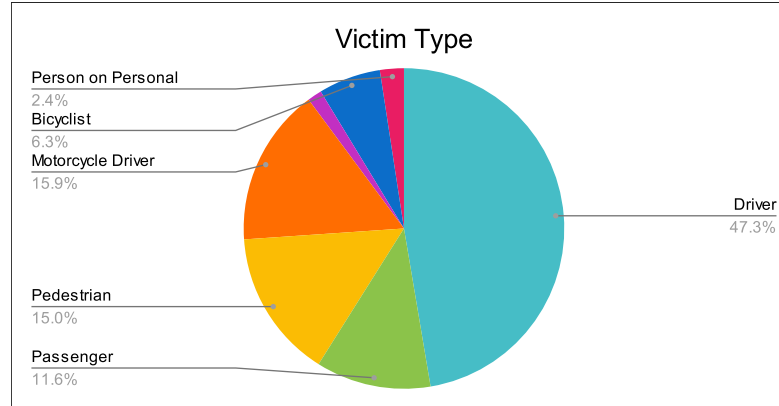
8/22/2022

Crash Details	
Total Fatal Crashes	192
Fatalities	207

Victim Type		
Driver	98	47%
Passenger	24	12%
Pedestrian	31	15%
Motorcycle Driver	33	16%
Motorcycle Passenger	3	1%
Bicyclist	13	6%
Person on Personal Conveyance	5	2%

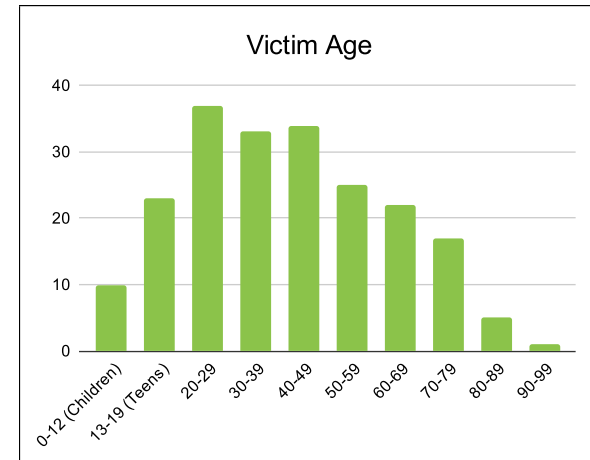
Victim Gender		
Male	161	78%
Female	46	22%
Unknown	0	0%

Victim Age		
0-12 (Children)	10	5%
13-19 (Teens)	23	11%
20-29	37	18%
30-39	33	16%
40-49	34	16%
50-59	25	12%
60-69	22	11%
70-79	17	8%
80-89	5	2%
90-99	1	0%



Speed		
Yes	64	31%
No	103	50%
Unknown	10	5%
Not Known Yet	28	14%

Safety Equipment		
	Seat Belt Use	Helmet Use
Yes/Correct	39	22
Yes/Not Correct	1	1
Yes/Unknown	1	0
No	57	22
Unknown	9	3
Not Applicable	88	149
Not Known Yet	12	10



These numbers are preliminary and could change at anytime. The information in this report is based off the data available at the time the report was created.

For questions please contact the Traffic Records Supervisor at the Utah Highway Safety Office.