

Statewide Fatalities

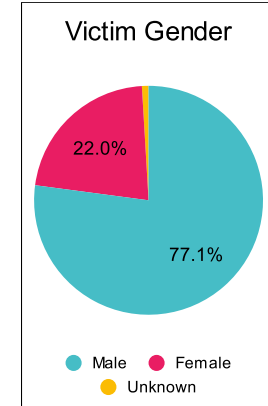
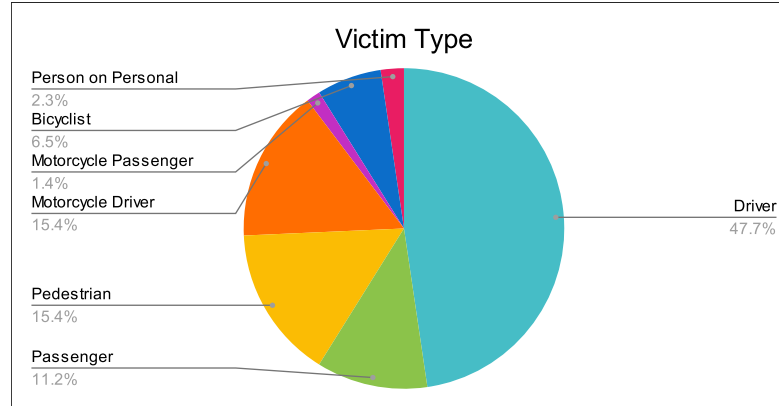
8/29/2022

Crash Details	
Total Fatal Crashes	197
Fatalities	214

Victim Type		
Driver	102	48%
Passenger	24	11%
Pedestrian	33	15%
Motorcycle Driver	33	15%
Motorcycle Passenger	3	1%
Bicyclist	14	7%
Person on Personal Conveyance	5	2%

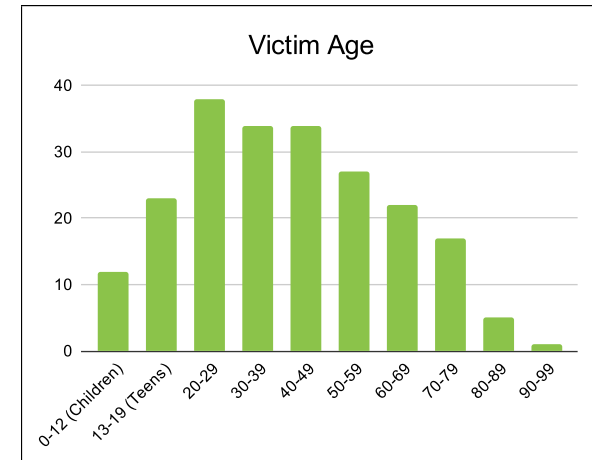
Victim Gender		
Male	165	77%
Female	47	22%
Unknown	2	1%

Victim Age		
0-12 (Children)	12	6%
13-19 (Teens)	23	11%
20-29	38	18%
30-39	34	16%
40-49	34	16%
50-59	27	13%
60-69	22	10%
70-79	17	8%
80-89	5	2%
90-99	1	0%



Speed		
Yes	68	32%
No	109	51%
Unknown	11	5%
Not Known Yet	24	11%

	Safety Equipment	
	Seat Belt Use	Helmet Use
Yes/Correct	41	23
Yes/Not Correct	2	1
Yes/Unknown	1	0
No	58	22
Unknown	11	3
Not Applicable	92	155
Not Known Yet	9	10



These numbers are preliminary and could change at anytime. The information in this report is based off the data available at the time the report was created.

For questions please contact the Traffic Records Supervisor at the Utah Highway Safety Office.