

Statewide Fatalities

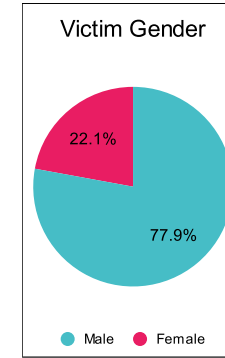
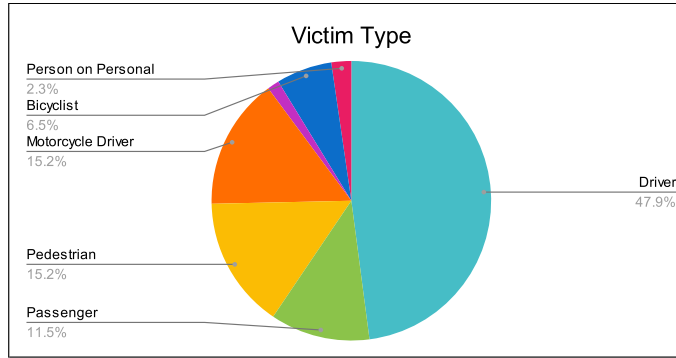
9/6/2022

Crash Details	
Total Fatal Crashes	200
Fatalities	217

Victim Type		
Driver	104	48%
Passenger	25	12%
Pedestrian	33	15%
Motorcycle Driver	33	15%
Motorcycle Passenger	3	1%
Bicyclist	14	6%
Person on Personal Conveyance	5	2%

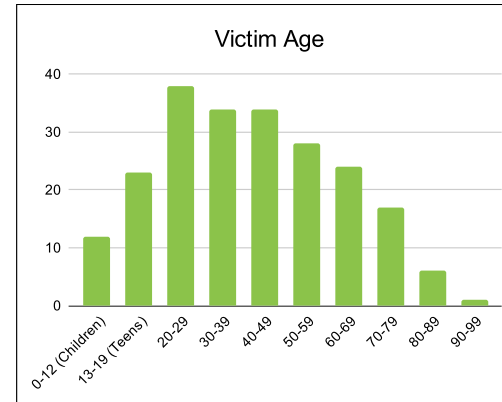
Victim Gender		
Male	169	78%
Female	48	22%
Unknown	0	0%

Victim Age		
0-12 (Children)	12	6%
13-19 (Teens)	23	11%
20-29	38	18%
30-39	34	16%
40-49	34	16%
50-59	28	13%
60-69	24	11%
70-79	17	8%
80-89	6	3%
90-99	1	0%



Speed		
Yes	70	32%
No	112	52%
Unknown	11	5%
Not Known Yet	22	10%

	Safety Equipment	
	Seat Belt Use	Helmet Use
Yes/Correct	42	23
Yes/Not Correct	2	1
Yes/Unknown	1	0
No	59	22
Unknown	12	3
Not Applicable	92	158
Not Known Yet	9	10



These numbers are preliminary and could change at anytime. The information in this report is based off the data available at the time the report was created. For questions please contact the Traffic Records Supervisor at the Utah Highway Safety Office.

0.2976744186