

# Statewide Fatalities

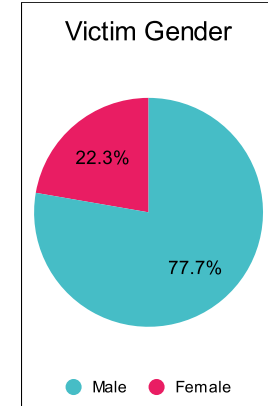
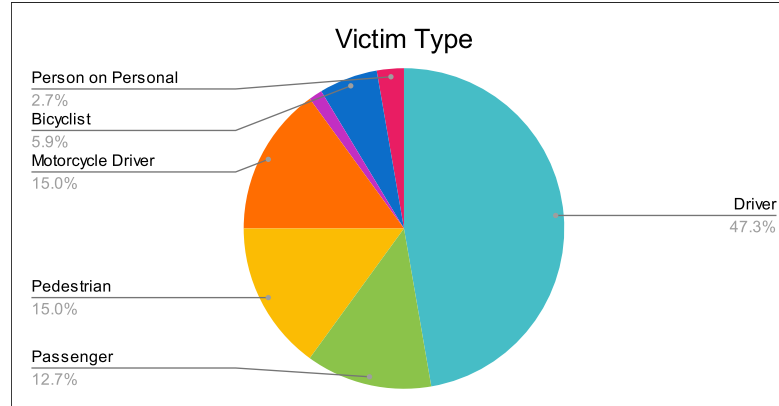
9/12/2022

Crash Details	
Total Fatal Crashes	203
Fatalities	220

Victim Type		
Driver	104	47%
Passenger	28	13%
Pedestrian	33	15%
Motorcycle Driver	33	15%
Motorcycle Passenger	3	1%
Bicyclist	13	6%
Person on Personal Conveyance	6	3%

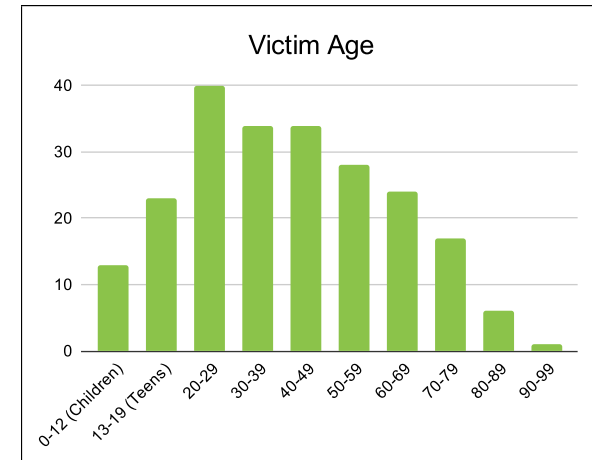
Victim Gender		
Male	171	78%
Female	49	22%
Unknown	0	0%

Victim Age		
0-12 (Children)	13	6%
13-19 (Teens)	23	10%
20-29	40	18%
30-39	34	15%
40-49	34	15%
50-59	28	13%
60-69	24	11%
70-79	17	8%
80-89	6	3%
90-99	1	0%



Speed		
Yes	73	33%
No	118	54%
Unknown	11	5%
Not Known Yet	16	7%

Safety Equipment		
	Seat Belt Use	Helmet Use
Yes/Correct	43	24
Yes/Not Correct	2	1
Yes/Unknown	1	0
No	61	24
Unknown	12	2
Not Applicable	92	161
Not Known Yet	9	8



*These numbers are preliminary and could change at anytime. The information in this report is based off the data available at the time the report was created.*

*For questions please contact the Traffic Records Supervisor at the Utah Highway Safety Office.*