

# Statewide Fatalities

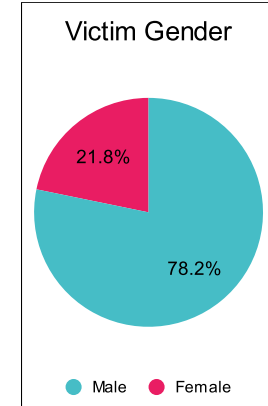
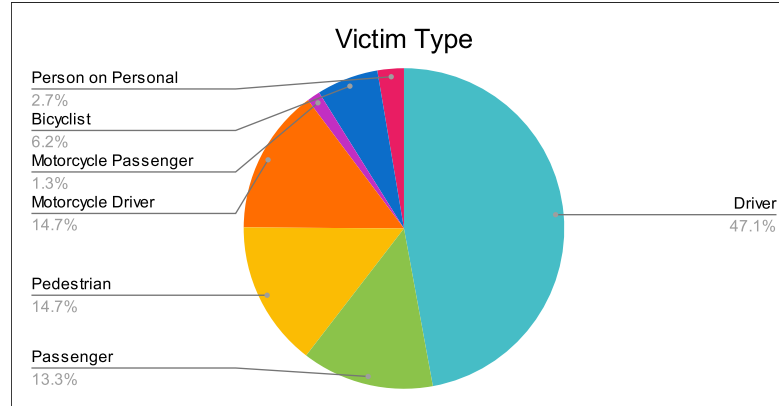
9/19/2022

Crash Details	
Total Fatal Crashes	208
Fatalities	225

Victim Type		
Driver	106	47%
Passenger	30	13%
Pedestrian	33	15%
Motorcycle Driver	33	15%
Motorcycle Passenger	3	1%
Bicyclist	14	6%
Person on Personal Conveyance	6	3%

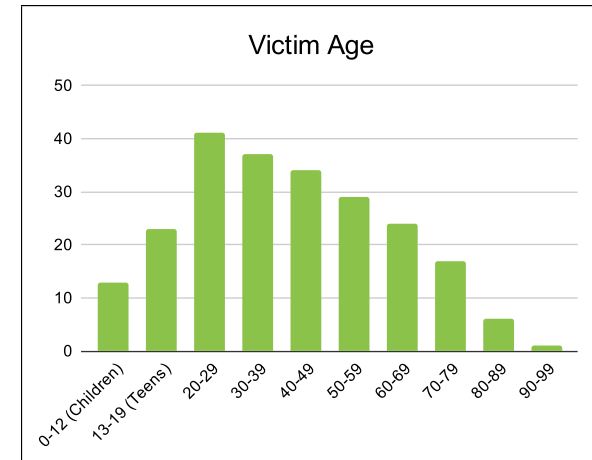
Victim Gender		
Male	176	78%
Female	49	22%
Unknown	0	0%

Victim Age		
0-12 (Children)	13	6%
13-19 (Teens)	23	10%
20-29	41	18%
30-39	37	16%
40-49	34	15%
50-59	29	13%
60-69	24	11%
70-79	17	8%
80-89	6	3%
90-99	1	0%



Speed		
Yes	75	33%
No	120	53%
Unknown	11	5%
Not Known Yet	17	8%

	Safety Equipment	
	Seat Belt Use	Helmet Use
Yes/Correct	44	24
Yes/Not Correct	2	1
Yes/Unknown	1	0
No	64	25
Unknown	12	2
Not Applicable	92	165
Not Known Yet	10	8



*These numbers are preliminary and could change at anytime. The information in this report is based off the data available at the time the report was created.*

*For questions please contact the Traffic Records Supervisor at the Utah Highway Safety Office.*