

Statewide Fatalities

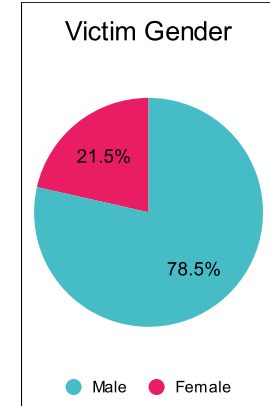
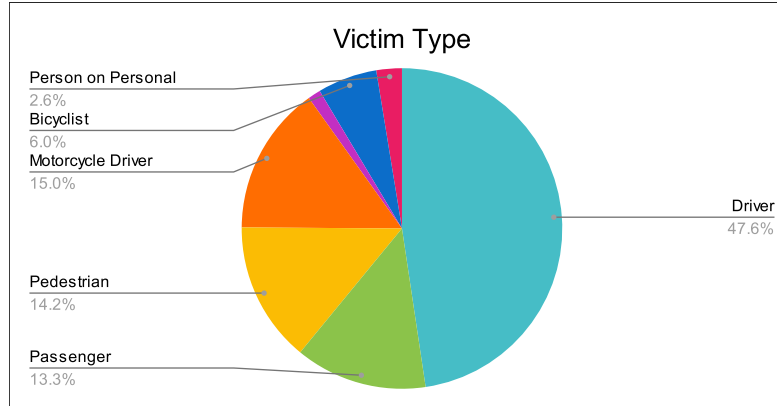
9/26/2022

Crash Details	
Total Fatal Crashes	217
Fatalities	233

Victim Type		
Driver	111	48%
Passenger	31	13%
Pedestrian	33	14%
Motorcycle Driver	35	15%
Motorcycle Passenger	3	1%
Bicyclist	14	6%
Person on Personal Conveyance	6	3%

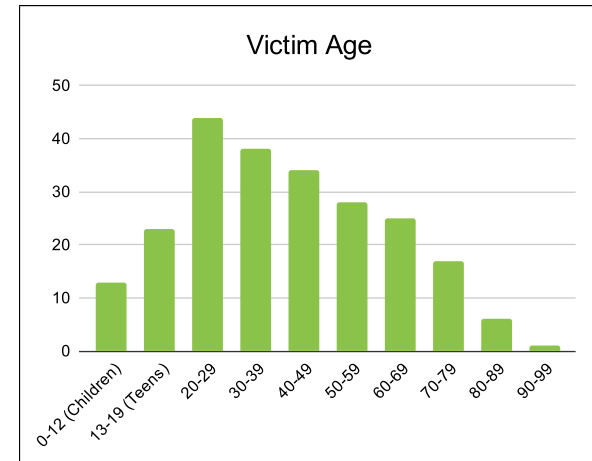
Victim Gender		
Male	183	79%
Female	50	21%
Unknown	0	0%

Victim Age		
0-12 (Children)	13	6%
13-19 (Teens)	23	10%
20-29	44	19%
30-39	38	16%
40-49	34	15%
50-59	28	12%
60-69	25	11%
70-79	17	7%
80-89	6	3%
90-99	1	0%



Speed		
Yes	75	32%
No	124	53%
Unknown	11	5%
Not Known Yet	21	9%

Safety Equipment		
	Seat Belt Use	Helmet Use
Yes/Correct	45	27
Yes/Not Correct	2	1
Yes/Unknown	1	0
No	66	25
Unknown	12	2
Not Applicable	94	171
Not Known Yet	13	7



These numbers are preliminary and could change at anytime. The information in this report is based off the data available at the time the report was created. For questions please contact the Traffic Records Supervisor at the Utah Highway Safety Office.