

Statewide Fatalities

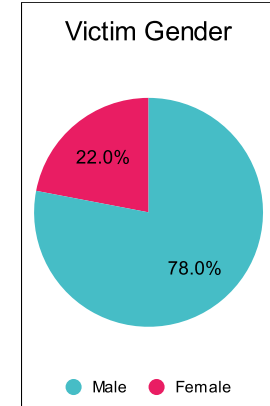
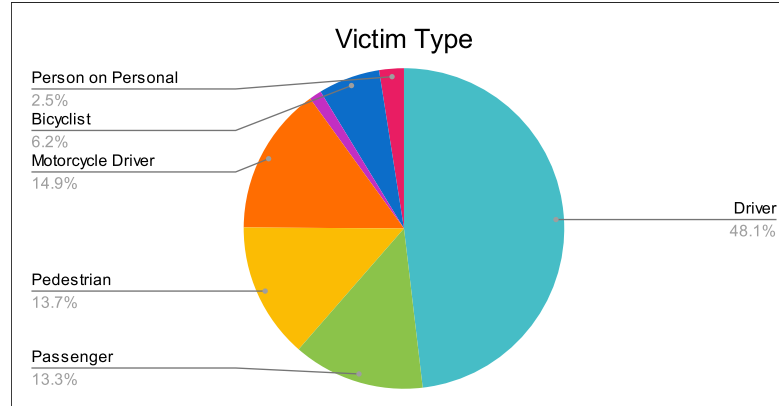
10/3/2022

Crash Details	
Total Fatal Crashes	224
Fatalities	241

Victim Type		
Driver	116	48%
Passenger	32	13%
Pedestrian	33	14%
Motorcycle Driver	36	15%
Motorcycle Passenger	3	1%
Bicyclist	15	6%
Person on Personal Conveyance	6	2%

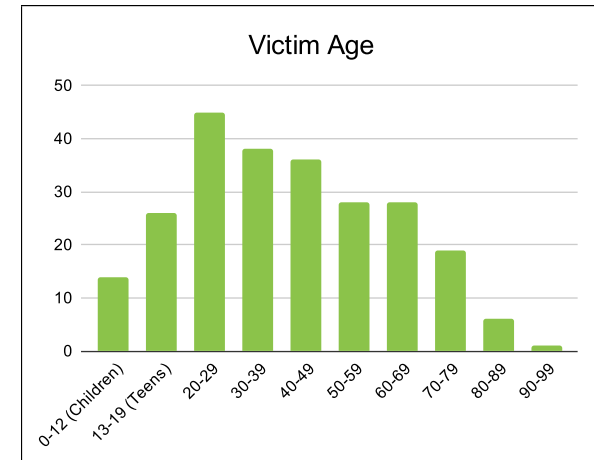
Victim Gender		
Male	188	78%
Female	53	22%
Unknown	0	0%

Victim Age		
0-12 (Children)	14	6%
13-19 (Teens)	26	11%
20-29	45	19%
30-39	38	16%
40-49	36	15%
50-59	28	12%
60-69	28	12%
70-79	19	8%
80-89	6	2%
90-99	1	0%



Speed		
Yes	77	32%
No	124	51%
Unknown	11	5%
Not Known Yet	27	11%

Safety Equipment		
	Seat Belt Use	Helmet Use
Yes/Correct	47	27
Yes/Not Correct	3	1
Yes/Unknown	1	0
No	67	26
Unknown	12	2
Not Applicable	96	176
Not Known Yet	15	9



These numbers are preliminary and could change at anytime. The information in this report is based off the data available at the time the report was created.

For questions please contact the Traffic Records Supervisor at the Utah Highway Safety Office.