

Statewide Fatalities

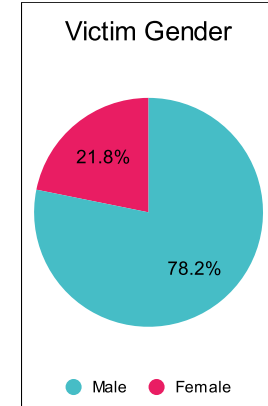
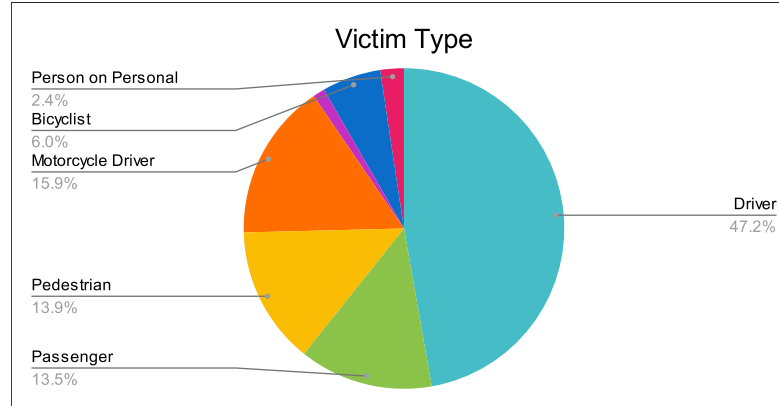
10/11/2022

Crash Details	
Total Fatal Crashes	235
Fatalities	252

Victim Type		
Driver	119	47%
Passenger	34	13%
Pedestrian	35	14%
Motorcycle Driver	40	16%
Motorcycle Passenger	3	1%
Bicyclist	15	6%
Person on Personal Conveyance	6	2%

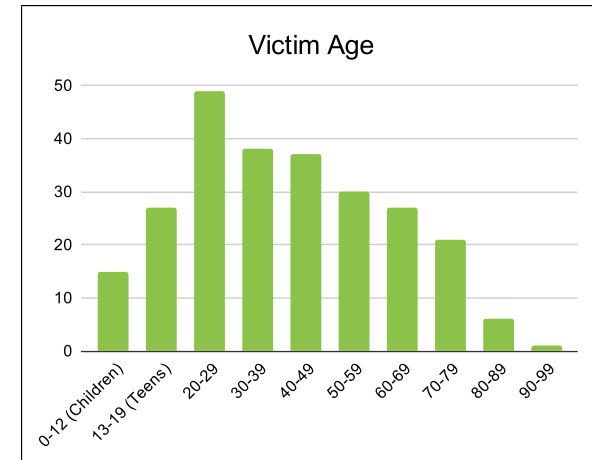
Victim Gender		
Male	197	78%
Female	55	22%
Unknown	0	0%

Victim Age		
0-12 (Children)	15	6%
13-19 (Teens)	27	11%
20-29	49	19%
30-39	38	15%
40-49	37	15%
50-59	30	12%
60-69	27	11%
70-79	21	8%
80-89	6	2%
90-99	1	0%



Speed		
Yes	80	32%
No	130	52%
Unknown	16	6%
Not Known Yet	24	10%

Safety Equipment		
	Seat Belt Use	Helmet Use
Yes/Correct	48	30
Yes/Not Correct	3	1
Yes/Unknown	1	0
No	69	26
Unknown	12	2
Not Applicable	102	183
Not Known Yet	16	9



These numbers are preliminary and could change at anytime. The information in this report is based off the data available at the time the report was created.

For questions please contact the Traffic Records Supervisor at the Utah Highway Safety Office.