

Statewide Fatalities

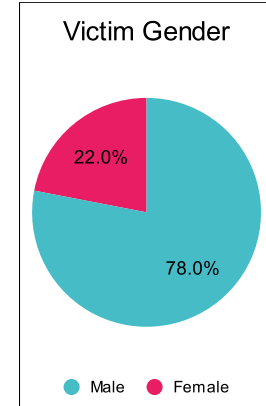
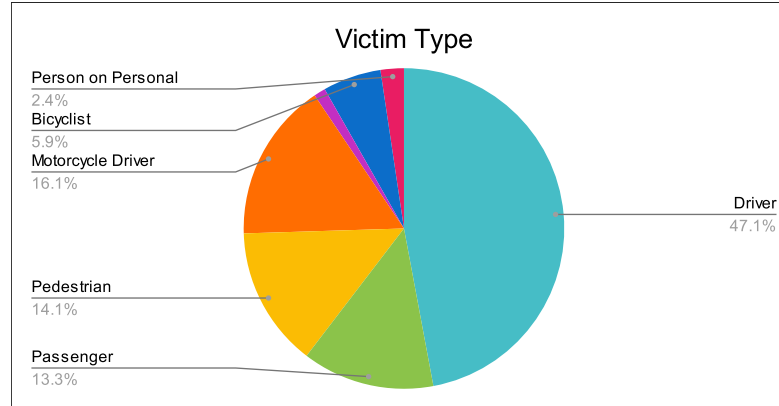
10/17/2022

Crash Details	
Total Fatal Crashes	238
Fatalities	255

Victim Type		
Driver	120	47%
Passenger	34	13%
Pedestrian	36	14%
Motorcycle Driver	41	16%
Motorcycle Passenger	3	1%
Bicyclist	15	6%
Person on Personal Conveyance	6	2%

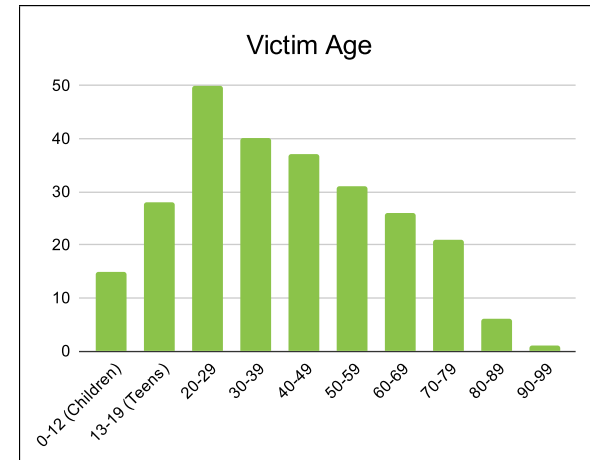
Victim Gender		
Male	199	78%
Female	56	22%
Unknown	0	0%

Victim Age		
0-12 (Children)	15	6%
13-19 (Teens)	28	11%
20-29	50	20%
30-39	40	16%
40-49	37	15%
50-59	31	12%
60-69	26	10%
70-79	21	8%
80-89	6	2%
90-99	1	0%



Speed		
Yes	83	33%
No	128	50%
Unknown	17	7%
Not Known Yet	25	10%

Safety Equipment		
	Seat Belt Use	Helmet Use
Yes/Correct	49	30
Yes/Not Correct	3	1
Yes/Unknown	1	0
No	70	27
Unknown	12	2
Not Applicable	104	184
Not Known Yet	15	10



These numbers are preliminary and could change at anytime. The information in this report is based off the data available at the time the report was created. For questions please contact the Traffic Records Supervisor at the Utah Highway Safety Office.