

Statewide Fatalities

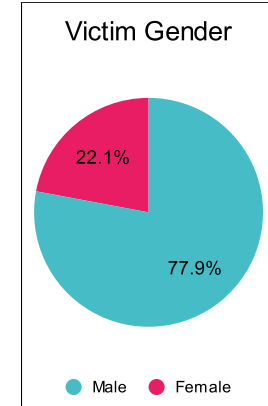
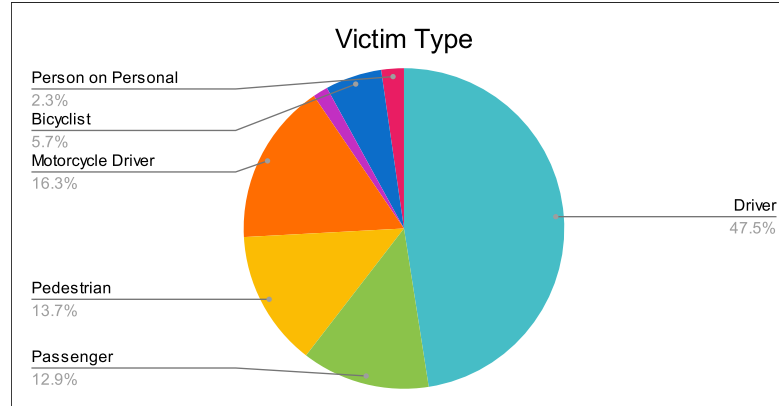
10/24/2022

Crash Details	
Total Fatal Crashes	251
Fatalities	270

Victim Type		
Driver	125	46%
Passenger	34	13%
Pedestrian	36	13%
Motorcycle Driver	43	16%
Motorcycle Passenger	4	1%
Bicyclist	15	6%
Person on Personal Conveyance	6	2%

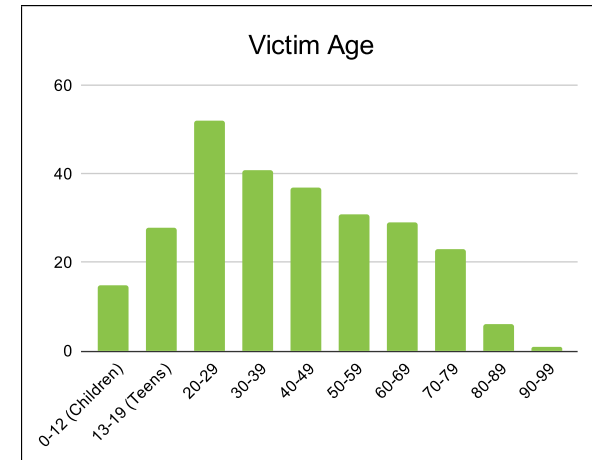
Victim Gender		
Male	205	76%
Female	58	21%
Unknown	0	0%

Victim Age		
0-12 (Children)	15	6%
13-19 (Teens)	28	10%
20-29	52	19%
30-39	41	15%
40-49	37	14%
50-59	31	11%
60-69	29	11%
70-79	23	9%
80-89	6	2%
90-99	1	0%



Speed		
Yes	85	31%
No	131	49%
Unknown	18	7%
Not Known Yet	28	10%

Safety Equipment		
	Seat Belt Use	Helmet Use
Yes/Correct	52	33
Yes/Not Correct	3	2
Yes/Unknown	1	0
No	73	28
Unknown	12	2
Not Applicable	107	189
Not Known Yet	15	9



These numbers are preliminary and could change at anytime. The information in this report is based off the data available at the time the report was created.

For questions please contact the Traffic Records Supervisor at the Utah Highway Safety Office.