

# Statewide Fatalities

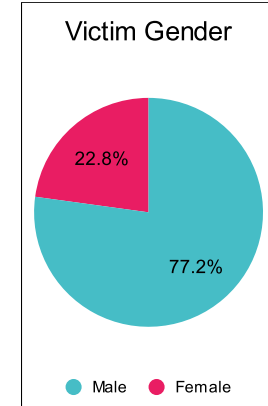
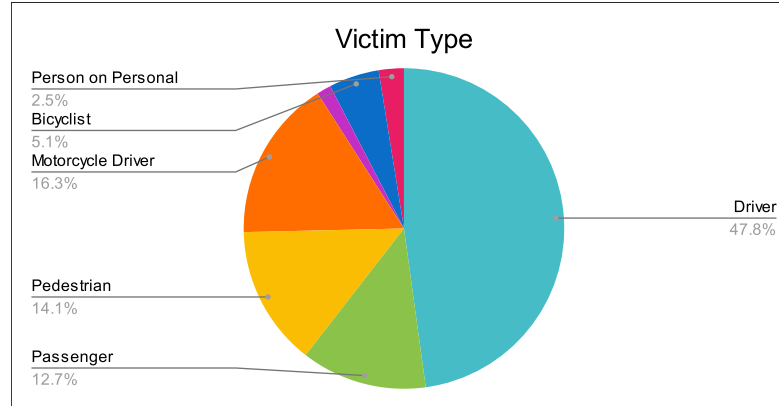
10/31/2022

Crash Details	
Total Fatal Crashes	257
Fatalities	276

Victim Type		
Driver	132	48%
Passenger	35	13%
Pedestrian	39	14%
Motorcycle Driver	45	16%
Motorcycle Passenger	4	1%
Bicyclist	14	5%
Person on Personal Conveyance	7	3%

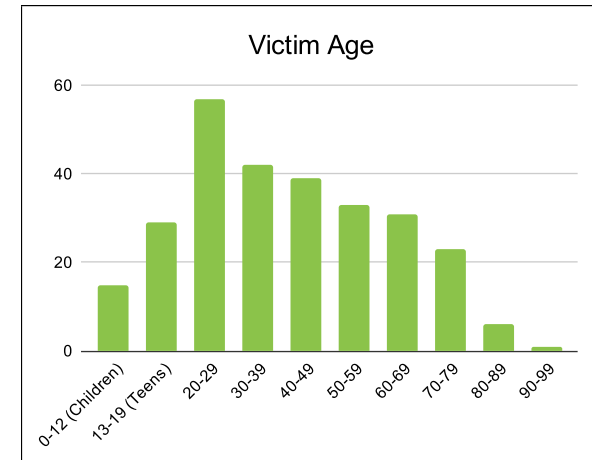
Victim Gender		
Male	213	77%
Female	63	23%
Unknown	0	0%

Victim Age		
0-12 (Children)	15	5%
13-19 (Teens)	29	11%
20-29	57	21%
30-39	42	15%
40-49	39	14%
50-59	33	12%
60-69	31	11%
70-79	23	8%
80-89	6	2%
90-99	1	0%



Speed		
Yes	194	70%
No	133	48%
Unknown	19	7%
Not Known Yet	36	13%

Safety Equipment		
	Seat Belt Use	Helmet Use
Yes/Correct	54	33
Yes/Not Correct	3	2
Yes/Unknown	1	0
No	76	29
Unknown	12	2
Not Applicable	112	200
Not Known Yet	18	10



*These numbers are preliminary and could change at anytime. The information in this report is based off the data available at the time the report was created.*

*For questions please contact the Traffic Records Supervisor at the Utah Highway Safety Office.*