

# Statewide Fatalities

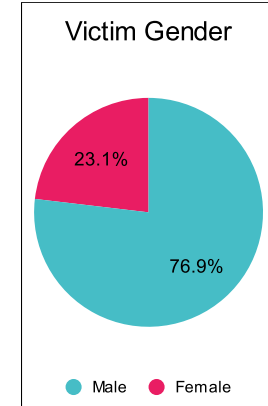
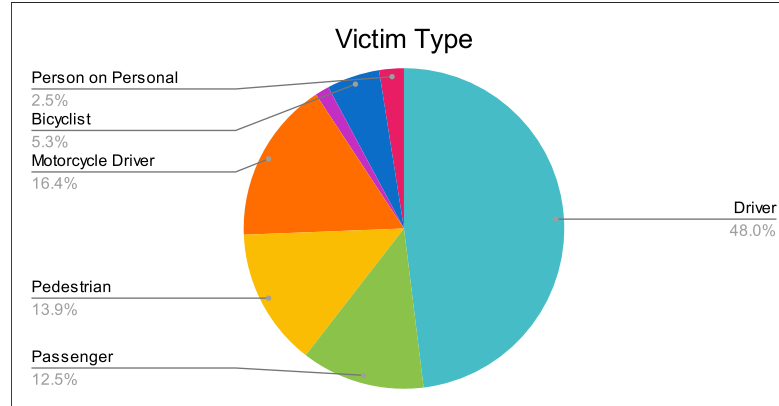
11/7/2022

Crash Details	
Total Fatal Crashes	261
Fatalities	281

Victim Type		
Driver	135	48%
Passenger	35	12%
Pedestrian	39	14%
Motorcycle Driver	46	16%
Motorcycle Passenger	4	1%
Bicyclist	15	5%
Person on Personal Conveyance	7	2%

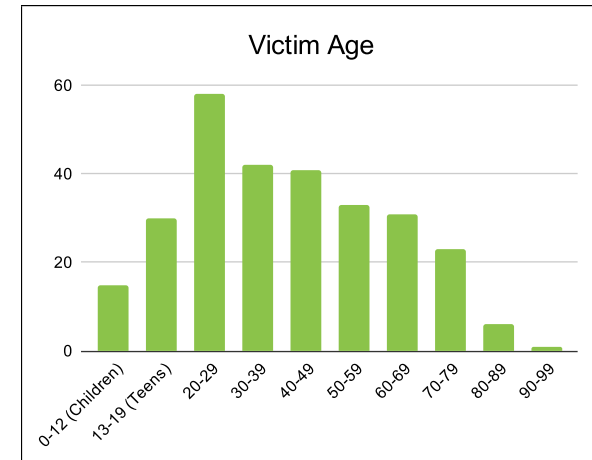
Victim Gender		
Male	216	77%
Female	65	23%
Unknown	0	0%

Victim Age		
0-12 (Children)	15	5%
13-19 (Teens)	30	11%
20-29	58	21%
30-39	42	15%
40-49	41	15%
50-59	33	12%
60-69	31	11%
70-79	23	8%
80-89	6	2%
90-99	1	0%



Speed		
Yes	87	31%
No	138	49%
Unknown	20	7%
Not Known Yet	35	12%

	Safety Equipment	
	Seat Belt Use	Helmet Use
Yes/Correct	59	33
Yes/Not Correct	3	2
Yes/Unknown	1	0
No	77	29
Unknown	13	2
Not Applicable	114	205
Not Known Yet	14	10



*These numbers are preliminary and could change at anytime. The information in this report is based off the data available at the time the report was created.*

*For questions please contact the Traffic Records Supervisor at the Utah Highway Safety Office.*