

Statewide Fatalities

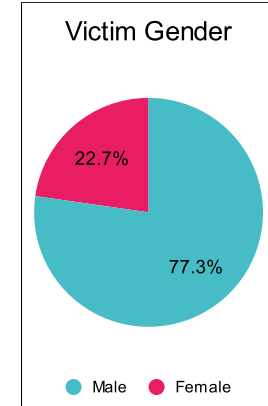
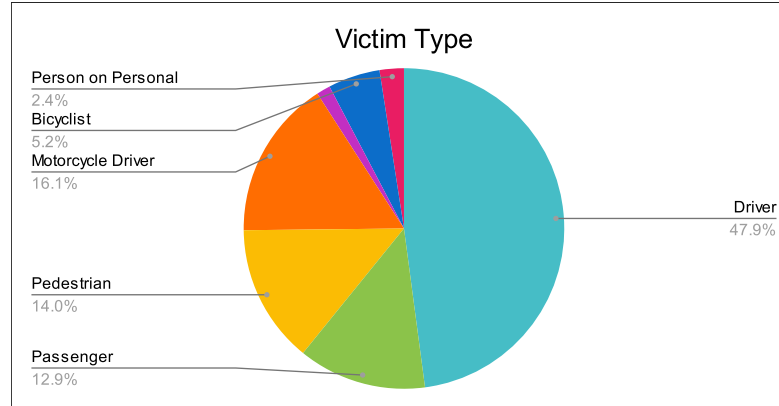
11/14/2022

Crash Details	
Total Fatal Crashes	266
Fatalities	286

Victim Type		
Driver	137	48%
Passenger	37	13%
Pedestrian	40	14%
Motorcycle Driver	46	16%
Motorcycle Passenger	4	1%
Bicyclist	15	5%
Person on Personal Conveyance	7	2%

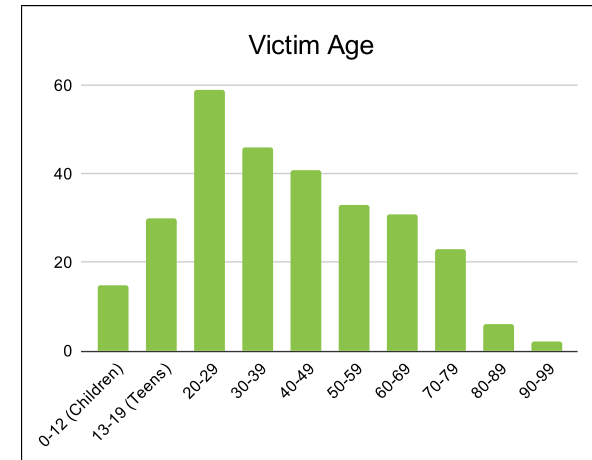
Victim Gender		
Male	221	77%
Female	65	23%
Unknown	0	0%

Victim Age		
0-12 (Children)	15	5%
13-19 (Teens)	30	10%
20-29	59	21%
30-39	46	16%
40-49	41	14%
50-59	33	12%
60-69	31	11%
70-79	23	8%
80-89	6	2%
90-99	2	1%



Speed		
Yes	87	30%
No	138	48%
Unknown	21	7%
Not Known Yet	39	14%

	Safety Equipment	
	Seat Belt Use	Helmet Use
Yes/Correct	60	33
Yes/Not Correct	3	2
Yes/Unknown	1	0
No	77	29
Unknown	13	2
Not Applicable	115	210
Not Known Yet	17	10



These numbers are preliminary and could change at anytime. The information in this report is based off the data available at the time the report was created. For questions please contact the Traffic Records Supervisor at the Utah Highway Safety Office.