

Statewide Fatalities

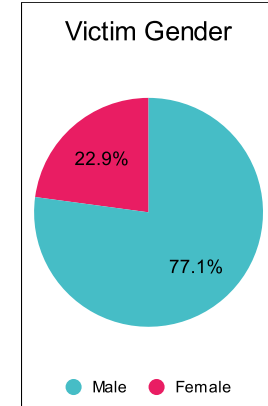
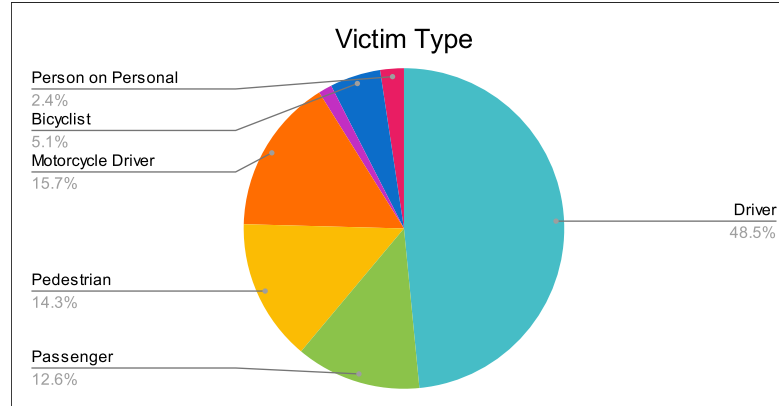
11/21/2022

Crash Details	
Total Fatal Crashes	273
Fatalities	293

Victim Type		
Driver	142	48%
Passenger	37	13%
Pedestrian	42	14%
Motorcycle Driver	46	16%
Motorcycle Passenger	4	1%
Bicyclist	15	5%
Person on Personal Conveyance	7	2%

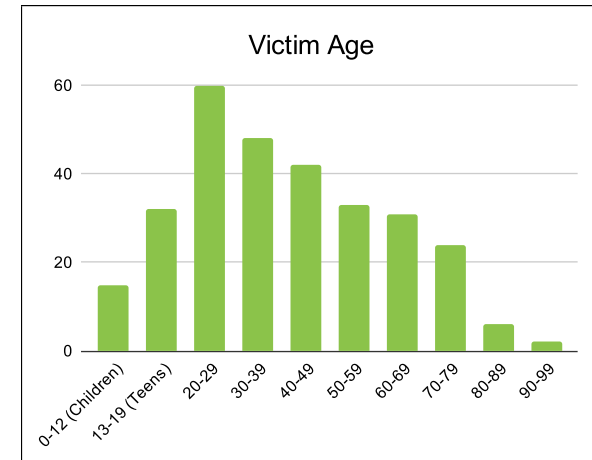
Victim Gender		
Male	226	77%
Female	67	23%
Unknown	0	0%

Victim Age		
0-12 (Children)	15	5%
13-19 (Teens)	32	11%
20-29	60	20%
30-39	48	16%
40-49	42	14%
50-59	33	11%
60-69	31	11%
70-79	24	8%
80-89	6	2%
90-99	2	1%



Speed		
Yes	92	31%
No	146	50%
Unknown	22	8%
Not Known Yet	32	11%

	Safety Equipment	
	Seat Belt Use	Helmet Use
Yes/Correct	61	35
Yes/Not Correct	3	1
Yes/Unknown	1	0
No	80	29
Unknown	15	2
Not Applicable	118	218
Not Known Yet	15	8



These numbers are preliminary and could change at anytime. The information in this report is based off the data available at the time the report was created.

For questions please contact the Traffic Records Supervisor at the Utah Highway Safety Office.