

Statewide Fatalities

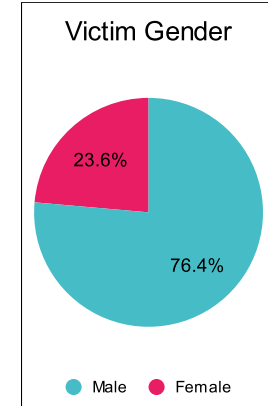
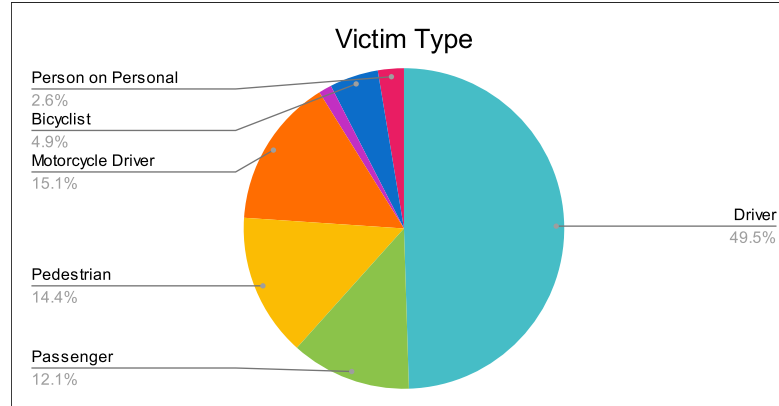
12/5/2022

Crash Details	
Total Fatal Crashes	284
Fatalities	305

Victim Type		
Driver	151	50%
Passenger	37	12%
Pedestrian	44	14%
Motorcycle Driver	46	15%
Motorcycle Passenger	4	1%
Bicyclist	15	5%
Person on Personal Conveyance	8	3%

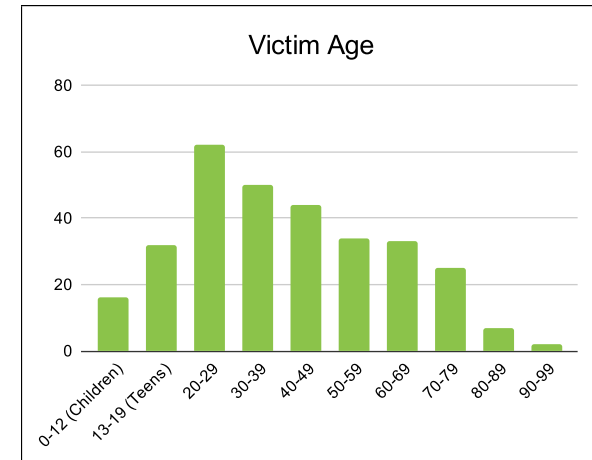
Victim Gender		
Male	233	76%
Female	72	24%
Unknown	0	0%

Victim Age		
0-12 (Children)	16	5%
13-19 (Teens)	32	10%
20-29	62	20%
30-39	50	16%
40-49	44	14%
50-59	34	11%
60-69	33	11%
70-79	25	8%
80-89	7	2%
90-99	2	1%



Speed		
Yes	95	31%
No	149	49%
Unknown	23	8%
Not Known Yet	37	12%

Safety Equipment		
	Seat Belt Use	Helmet Use
Yes/Correct	66	35
Yes/Not Correct	3	1
Yes/Unknown	2	0
No	82	30
Unknown	15	2
Not Applicable	122	229
Not Known Yet	15	8



These numbers are preliminary and could change at anytime. The information in this report is based off the data available at the time the report was created.

For questions please contact the Traffic Records Supervisor at the Utah Highway Safety Office.