

Statewide Fatalities

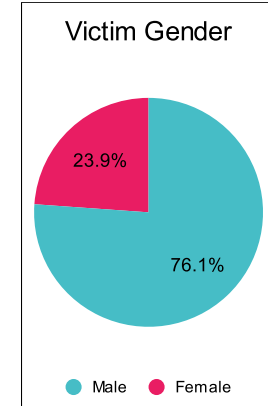
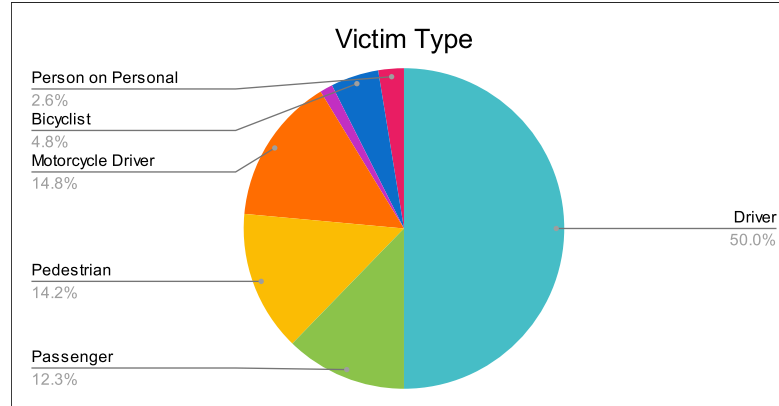
12/12/2022

Crash Details	
Total Fatal Crashes	288
Fatalities	310

Victim Type		
Driver	155	50%
Passenger	38	12%
Pedestrian	44	14%
Motorcycle Driver	46	15%
Motorcycle Passenger	4	1%
Bicyclist	15	5%
Person on Personal Conveyance	8	3%

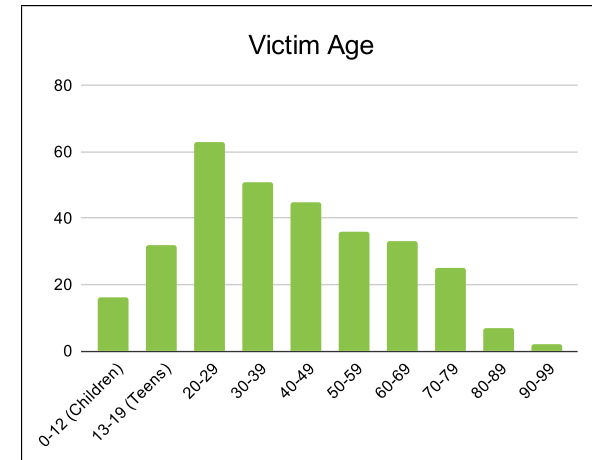
Victim Gender		
Male	236	76%
Female	74	24%
Unknown	0	0%

Victim Age		
0-12 (Children)	16	5%
13-19 (Teens)	32	10%
20-29	63	20%
30-39	51	16%
40-49	45	15%
50-59	36	12%
60-69	33	11%
70-79	25	8%
80-89	7	2%
90-99	2	1%



Speed		
Yes	97	31%
No	152	49%
Unknown	23	7%
Not Known Yet	37	12%

Safety Equipment		
	Seat Belt Use	Helmet Use
Yes/Correct	67	35
Yes/Not Correct	3	1
Yes/Unknown	2	0
No	83	30
Unknown	16	2
Not Applicable	122	234
Not Known Yet	17	8



These numbers are preliminary and could change at anytime. The information in this report is based off the data available at the time the report was created.

For questions please contact the Traffic Records Supervisor at the Utah Highway Safety Office.