

Statewide Fatalities

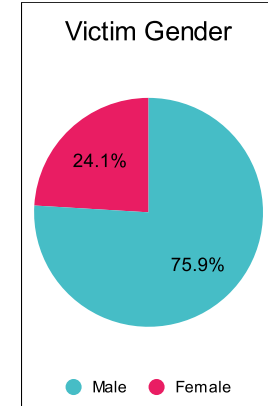
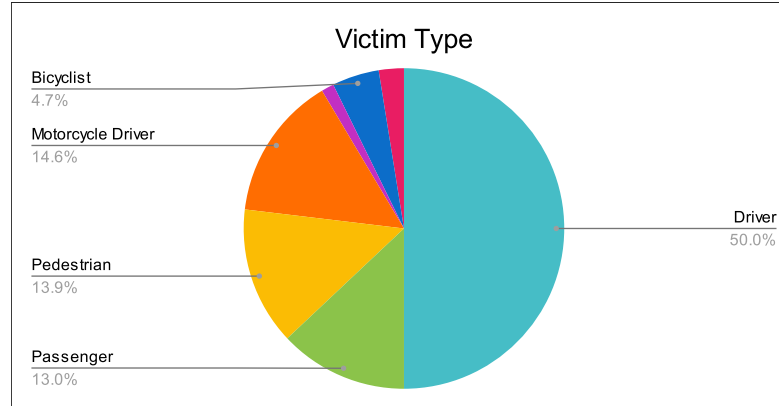
12/27/2022

Crash Details	
Total Fatal Crashes	294
Fatalities	316

Victim Type		
Driver	158	50%
Passenger	41	13%
Pedestrian	44	14%
Motorcycle Driver	46	15%
Motorcycle Passenger	4	1%
Bicyclist	15	5%
Person on Personal Conveyance	8	

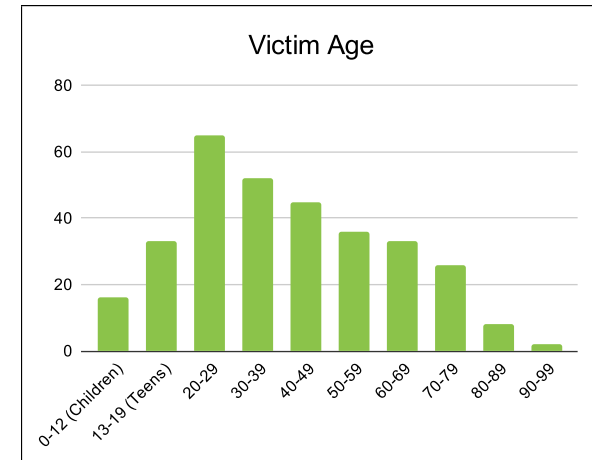
Victim Gender		
Male	240	76%
Female	76	24%
Unknown	0	0%

Victim Age		
0-12 (Children)	16	5%
13-19 (Teens)	33	10%
20-29	65	21%
30-39	52	16%
40-49	45	14%
50-59	36	11%
60-69	33	10%
70-79	26	8%
80-89	8	3%
90-99	2	1%



Speed		
Yes	100	32%
No	159	50%
Unknown	25	8%
Not Known Yet	31	10%

	Safety Equipment	
	Seat Belt Use	Helmet Use
Yes/Correct	69	36
Yes/Not Correct	3	2
Yes/Unknown	2	0
No	84	30
Unknown	16	2
Not Applicable	122	240
Not Known Yet	20	6



These numbers are preliminary and could change at anytime. The information in this report is based off the data available at the time the report was created. For questions please contact the Traffic Records Supervisor at the Utah Highway Safety Office.