

# Statewide Fatalities

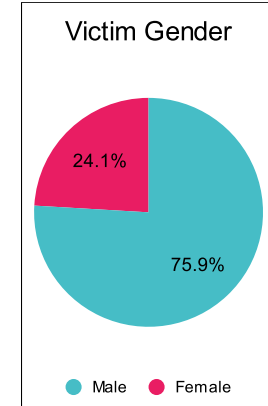
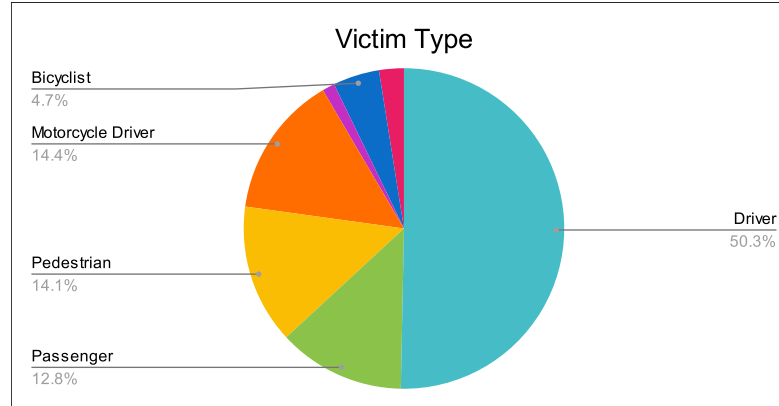
12/31/2022

Crash Details	
Total Fatal Crashes	298
Fatalities	320

Victim Type		
Driver	161	50%
Passenger	41	13%
Pedestrian	45	14%
Motorcycle Driver	46	14%
Motorcycle Passenger	4	1%
Bicyclist	15	5%
Person on Personal Conveyance	8	3%

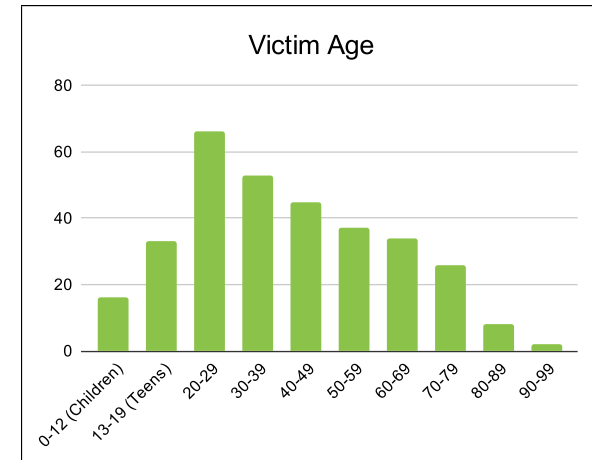
Victim Gender		
Male	243	76%
Female	77	24%
Unknown	0	0%

Victim Age		
0-12 (Children)	16	5%
13-19 (Teens)	33	10%
20-29	66	21%
30-39	53	17%
40-49	45	14%
50-59	37	12%
60-69	34	11%
70-79	26	8%
80-89	8	3%
90-99	2	1%



Speed		
Yes	100	31%
No	159	50%
Unknown	25	8%
Not Known Yet	35	11%

	Safety Equipment	
	Seat Belt Use	Helmet Use
Yes/Correct	69	36
Yes/Not Correct	3	2
Yes/Unknown	2	0
No	86	30
Unknown	16	2
Not Applicable	123	244
Not Known Yet	21	6



*These numbers are preliminary and could change at anytime. The information in this report is based off the data available at the time the report was created. For questions please contact the Traffic Records Supervisor at the Utah Highway Safety Office.*