

# Statewide Fatalities

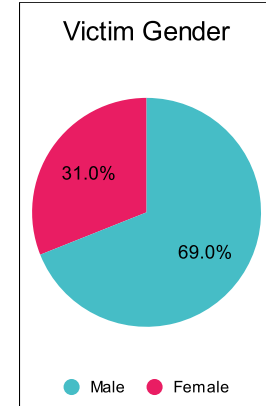
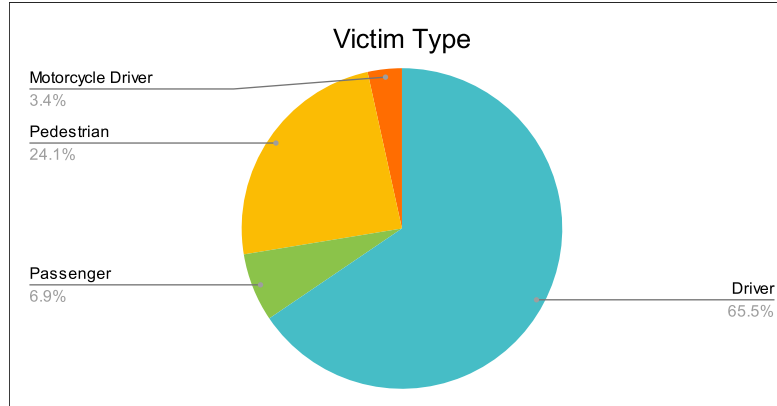
2/13/2023

Crash Details	
Total Fatal Crashes	26
Fatalities	29

Victim Type		
Driver	19	66%
Passenger	2	7%
Pedestrian	7	24%
Motorcycle Driver	1	3%
Motorcycle Passenger	0	0%
Bicyclist	0	0%
Person on Personal Conveyance	0	0%

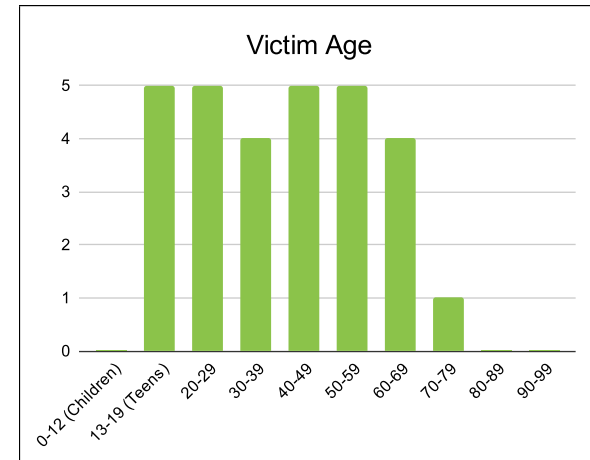
Victim Gender		
Male	20	69%
Female	9	31%
Unknown	0	0%

Victim Age		
0-12 (Children)	0	0%
13-19 (Teens)	5	17%
20-29	5	17%
30-39	4	14%
40-49	5	17%
50-59	5	17%
60-69	4	14%
70-79	1	3%
80-89	0	0%
90-99	0	0%



Speed		
Yes	5	17%
No	6	21%
Unknown	0	0%
Not Known Yet	18	62%

Safety Equipment		
	Seat Belt Use	Helmet Use
Yes/Correct	7	0
Yes/Not Correct	0	0
Yes/Unknown	0	0
No	3	0
Unknown	1	0
Not Applicable	9	27
Not Known Yet	9	2



*These numbers are preliminary and could change at anytime. The information in this report is based off the data available at the time the report was created.*

*For questions please contact the Traffic Records Supervisor at the Utah Highway Safety Office.*