

# Statewide Fatalities

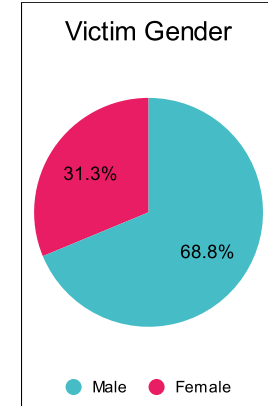
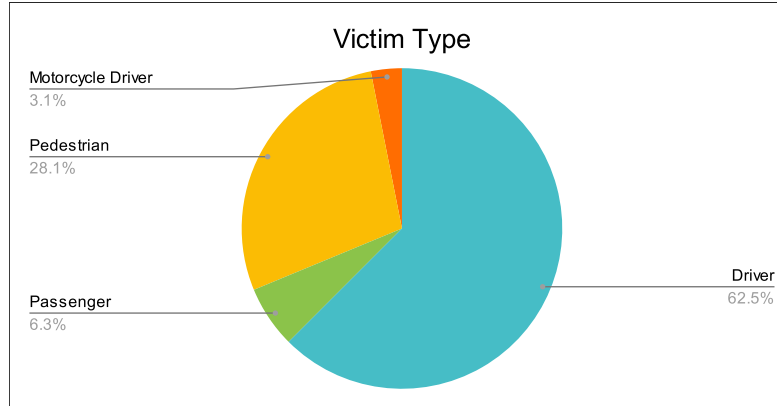
2/21/2023

Crash Details	
Total Fatal Crashes	29
Fatalities	32

Victim Type		
Driver	20	63%
Passenger	2	6%
Pedestrian	9	28%
Motorcycle Driver	1	3%
Motorcycle Passenger	0	0%
Bicyclist	0	0%
Person on Personal Conveyance	0	0%

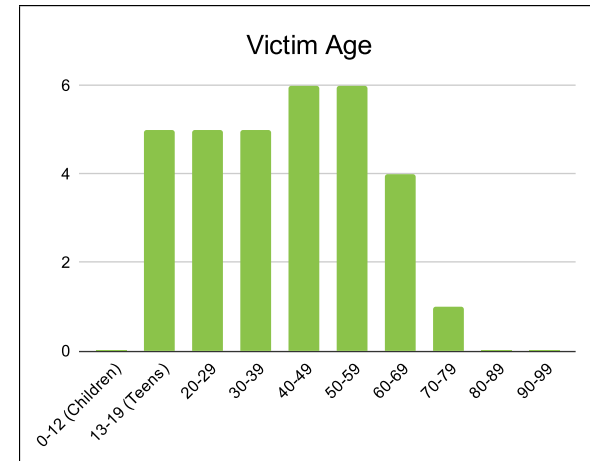
Victim Gender		
Male	22	69%
Female	10	31%
Unknown	0	0%

Victim Age		
0-12 (Children)	0	0%
13-19 (Teens)	5	16%
20-29	5	16%
30-39	5	16%
40-49	6	19%
50-59	6	19%
60-69	4	13%
70-79	1	3%
80-89	0	0%
90-99	0	0%



Speed		
Yes	5	16%
No	8	25%
Unknown	0	0%
Not Known Yet	19	59%

Safety Equipment		
	Seat Belt Use	Helmet Use
Yes/Correct	7	0
Yes/Not Correct	0	0
Yes/Unknown	0	0
No	3	0
Unknown	1	0
Not Applicable	11	30
Not Known Yet	10	2



*These numbers are preliminary and could change at anytime. The information in this report is based off the data available at the time the report was created.*

*For questions please contact the Traffic Records Supervisor at the Utah Highway Safety Office.*