

Statewide Fatalities

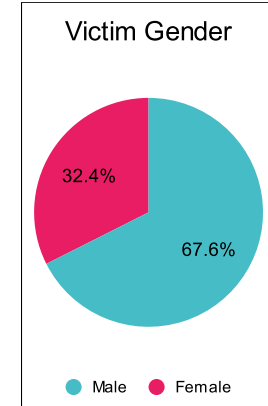
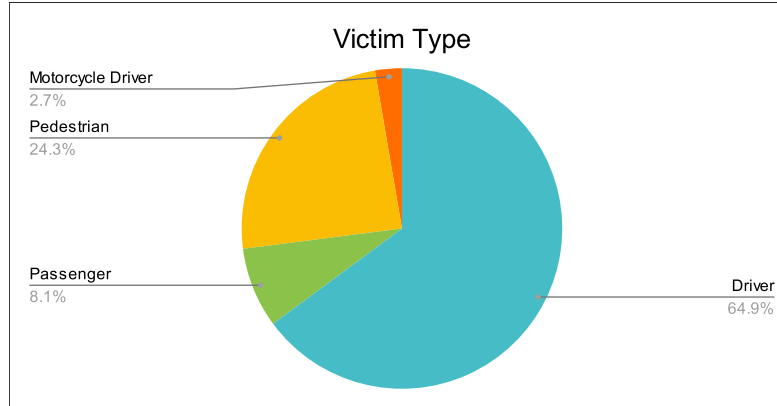
2/27/2023

Crash Details	
Total Fatal Crashes	34
Fatalities	37

Victim Type		
Driver	24	65%
Passenger	3	8%
Pedestrian	9	24%
Motorcycle Driver	1	3%
Motorcycle Passenger	0	0%
Bicyclist	0	0%
Person on Personal Conveyance	0	0%

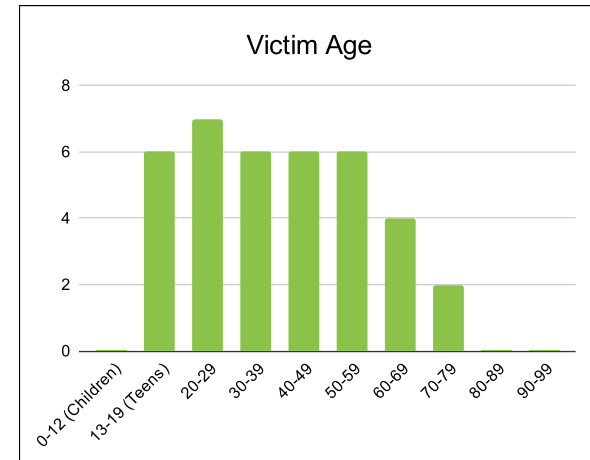
Victim Gender		
Male	25	68%
Female	12	32%
Unknown	0	0%

Victim Age		
0-12 (Children)	0	0%
13-19 (Teens)	6	16%
20-29	7	19%
30-39	6	16%
40-49	6	16%
50-59	6	16%
60-69	4	11%
70-79	2	5%
80-89	0	0%
90-99	0	0%



Speed		
Yes	7	19%
No	10	27%
Unknown	0	0%
Not Known Yet	20	54%

Safety Equipment		
	Seat Belt Use	Helmet Use
Yes/Correct	10	0
Yes/Not Correct	0	0
Yes/Unknown	0	0
No	3	0
Unknown	1	0
Not Applicable	11	35
Not Known Yet	12	2



These numbers are preliminary and could change at anytime. The information in this report is based off the data available at the time the report was created.

For questions please contact the Traffic Records Supervisor at the Utah Highway Safety Office.