

# Statewide Fatalities

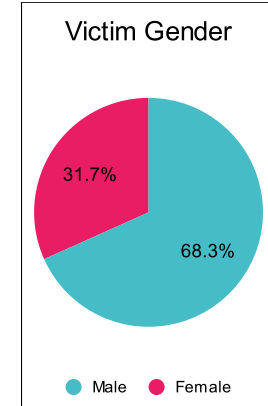
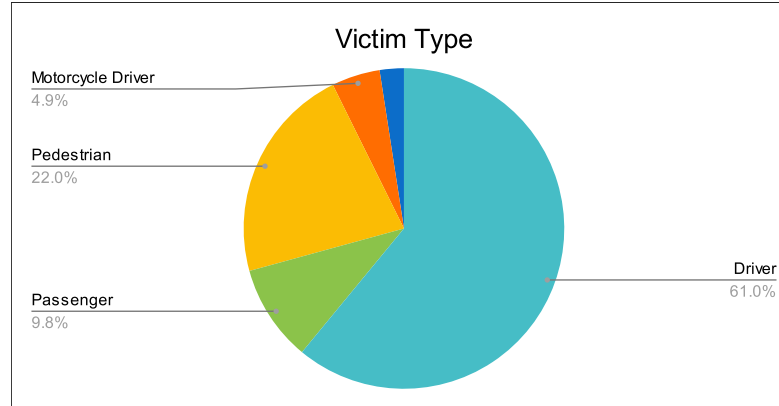
3/13/2023

Crash Details	
Total Fatal Crashes	38
Fatalities	41

Victim Type		
Driver	25	61%
Passenger	4	10%
Pedestrian	9	22%
Motorcycle Driver	2	5%
Motorcycle Passenger	0	0%
Bicyclist	1	2%
Person on Personal Conveyance	0	0%

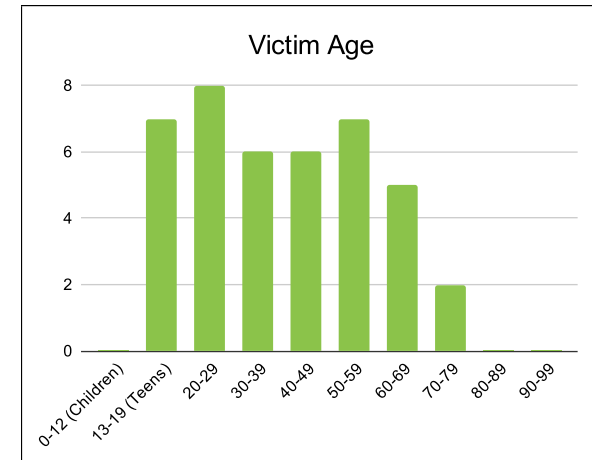
Victim Gender		
Male	28	68%
Female	13	32%
Unknown	0	0%

Victim Age		
0-12 (Children)	0	0%
13-19 (Teens)	7	17%
20-29	8	20%
30-39	6	15%
40-49	6	15%
50-59	7	17%
60-69	5	12%
70-79	2	5%
80-89	0	0%
90-99	0	0%



Speed		
Yes	8	20%
No	18	44%
Unknown	1	2%
Not Known Yet	14	34%

Safety Equipment		
	Seat Belt Use	Helmet Use
Yes/Correct	11	0
Yes/Not Correct	1	0
Yes/Unknown	0	0
No	5	1
Unknown	1	0
Not Applicable	13	37
Not Known Yet	10	3



These numbers are preliminary and could change at anytime. The information in this report is based off the data available at the time the report was created.

For questions please contact the Traffic Records Supervisor at the Utah Highway Safety Office.