

# Statewide Fatalities

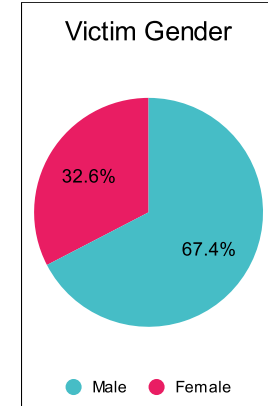
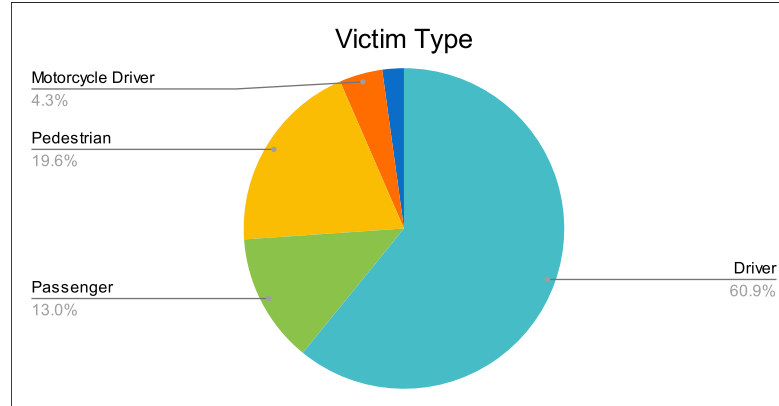
3/21/2023

Crash Details	
Total Fatal Crashes	43
Fatalities	46

Victim Type		
Driver	28	61%
Passenger	6	13%
Pedestrian	9	20%
Motorcycle Driver	2	4%
Motorcycle Passenger	0	0%
Bicyclist	1	2%
Person on Personal Conveyance	0	0%

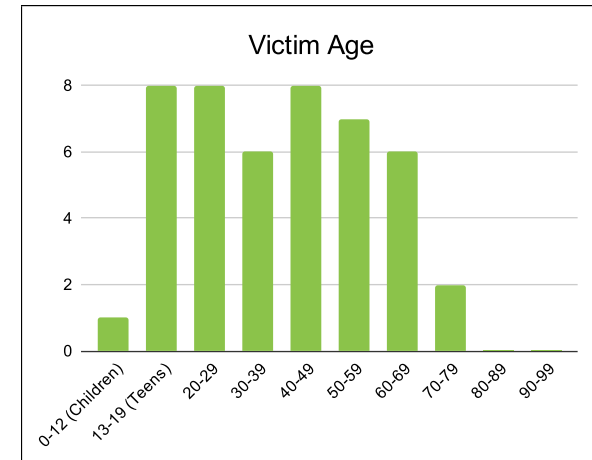
Victim Gender		
Male	31	67%
Female	15	33%
Unknown	0	0%

Victim Age		
0-12 (Children)	1	2%
13-19 (Teens)	8	17%
20-29	8	17%
30-39	6	13%
40-49	8	17%
50-59	7	15%
60-69	6	13%
70-79	2	4%
80-89	0	0%
90-99	0	0%



Speed		
Yes	12	26%
No	20	43%
Unknown	1	2%
Not Known Yet	13	28%

Safety Equipment		
	Seat Belt Use	Helmet Use
Yes/Correct	16	0
Yes/Not Correct	1	0
Yes/Unknown	0	0
No	11	1
Unknown	1	0
Not Applicable	13	42
Not Known Yet	4	3



These numbers are preliminary and could change at anytime. The information in this report is based off the data available at the time the report was created.

For questions please contact the Traffic Records Supervisor at the Utah Highway Safety Office.