

# Statewide Fatalities

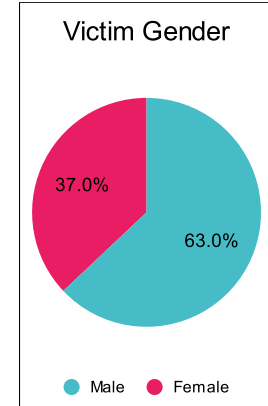
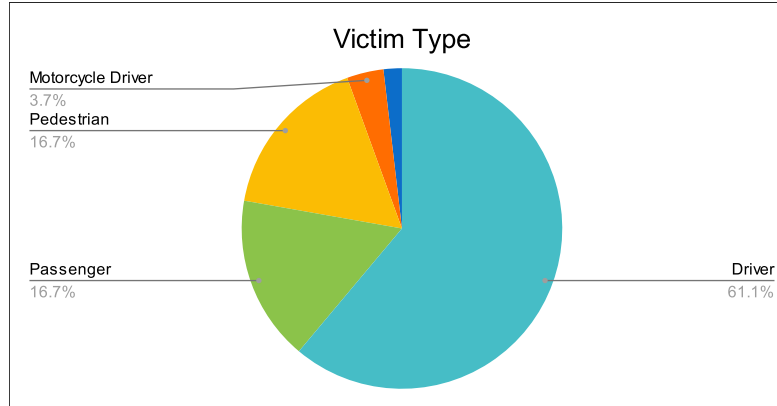
3/27/2023

Crash Details	
Total Fatal Crashes	48
Fatalities	54

Victim Type		
Driver	33	61%
Passenger	9	17%
Pedestrian	9	17%
Motorcycle Driver	2	4%
Motorcycle Passenger	0	0%
Bicyclist	1	2%
Person on Personal Conveyance	0	0%

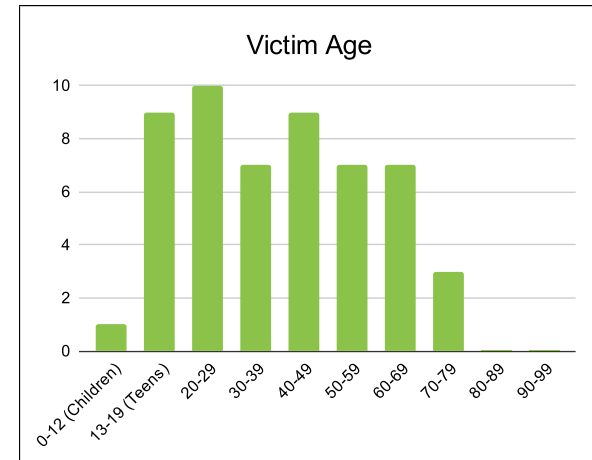
Victim Gender		
Male	34	63%
Female	20	37%
Unknown	0	0%

Victim Age		
0-12 (Children)	1	2%
13-19 (Teens)	9	17%
20-29	10	19%
30-39	7	13%
40-49	9	17%
50-59	7	13%
60-69	7	13%
70-79	3	6%
80-89	0	0%
90-99	0	0%



Speed		
Yes	12	22%
No	20	37%
Unknown	1	2%
Not Known Yet	21	39%

	Safety Equipment	
	Seat Belt Use	Helmet Use
Yes/Correct	17	0
Yes/Not Correct	1	0
Yes/Unknown	0	0
No	14	1
Unknown	1	0
Not Applicable	13	50
Not Known Yet	8	3



These numbers are preliminary and could change at anytime. The information in this report is based off the data available at the time the report was created.

For questions please contact the Traffic Records Supervisor at the Utah Highway Safety Office.