

# Statewide Fatalities

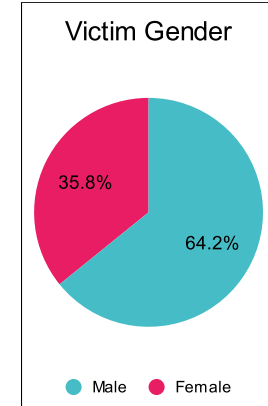
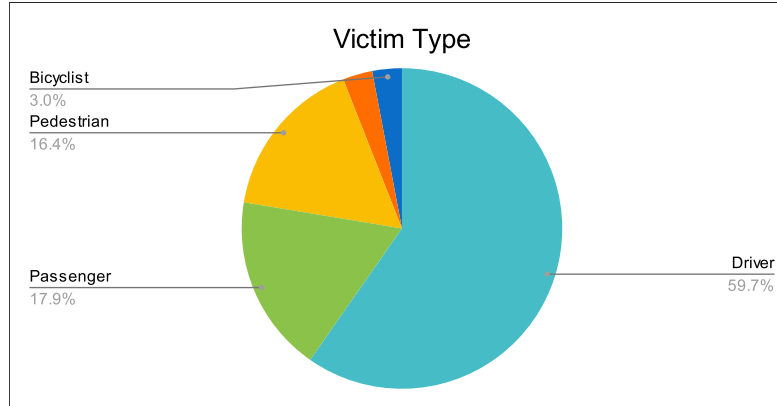
4/17/2023

Crash Details	
Total Fatal Crashes	57
Fatalities	67

Victim Type		
Driver	40	60%
Passenger	12	18%
Pedestrian	11	16%
Motorcycle Driver	2	3%
Motorcycle Passenger	0	0%
Bicyclist	2	3%
Person on Personal Conveyance	0	0%

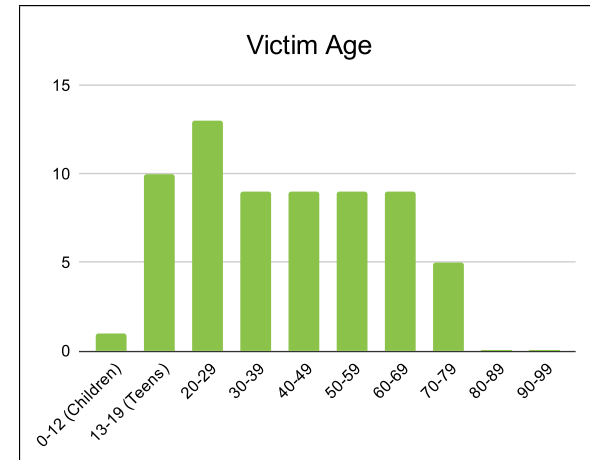
Victim Gender		
Male	43	64%
Female	24	36%
Unknown	0	0%

Victim Age		
0-12 (Children)	1	1%
13-19 (Teens)	10	15%
20-29	13	19%
30-39	9	13%
40-49	9	13%
50-59	9	13%
60-69	9	13%
70-79	5	7%
80-89	0	0%
90-99	0	0%



Speed		
Yes	13	19%
No	23	34%
Unknown	1	1%
Not Known Yet	30	45%

Safety Equipment		
	Seat Belt Use	Helmet Use
Yes/Correct	21	0
Yes/Not Correct	1	0
Yes/Unknown	0	0
No	17	2
Unknown	1	0
Not Applicable	16	62
Not Known Yet	11	3



*These numbers are preliminary and could change at anytime. The information in this report is based off the data available at the time the report was created.*

*For questions please contact the Traffic Records Supervisor at the Utah Highway Safety Office.*