

Statewide Fatalities

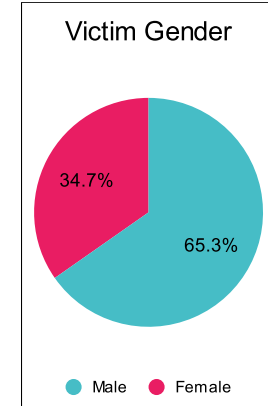
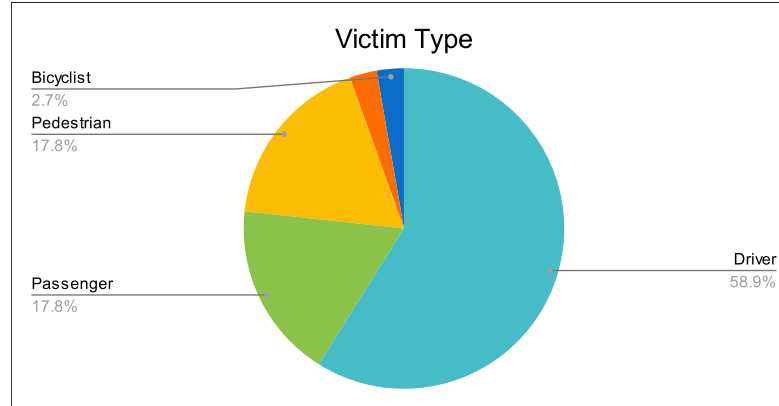
4/24/2023

Crash Details	
Total Fatal Crashes	62
Fatalities	73

Victim Type		
Driver	43	59%
Passenger	13	18%
Pedestrian	13	18%
Motorcycle Driver	2	3%
Motorcycle Passenger	0	0%
Bicyclist	2	3%
Person on Personal Conveyance	0	0%

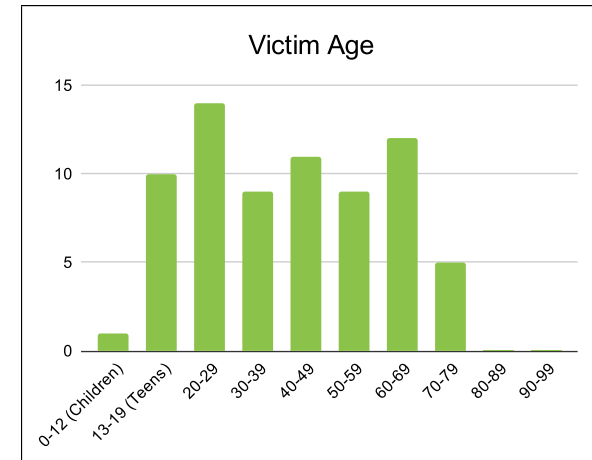
Victim Gender		
Male	47	64%
Female	25	34%
Unknown	0	0%

Victim Age		
0-12 (Children)	1	1%
13-19 (Teens)	10	14%
20-29	14	19%
30-39	9	12%
40-49	11	15%
50-59	9	12%
60-69	12	16%
70-79	5	7%
80-89	0	0%
90-99	0	0%



Speed		
Yes	16	22%
No	26	36%
Unknown	2	3%
Not Known Yet	29	40%

Safety Equipment		
	Seat Belt Use	Helmet Use
Yes/Correct	22	0
Yes/Not Correct	1	0
Yes/Unknown	0	0
No	20	2
Unknown	2	0
Not Applicable	18	68
Not Known Yet	10	3



These numbers are preliminary and could change at anytime. The information in this report is based off the data available at the time the report was created. For questions please contact the Traffic Records Supervisor at the Utah Highway Safety Office.