

# Statewide Fatalities

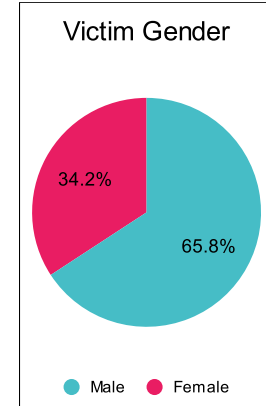
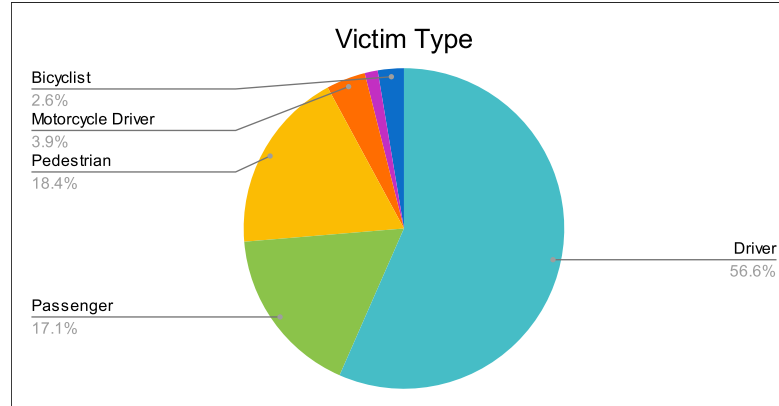
5/1/2023

Crash Details	
Total Fatal Crashes	65
Fatalities	76

Victim Type		
Driver	43	57%
Passenger	13	17%
Pedestrian	14	18%
Motorcycle Driver	3	4%
Motorcycle Passenger	1	1%
Bicyclist	2	3%
Person on Personal Conveyance	0	0%

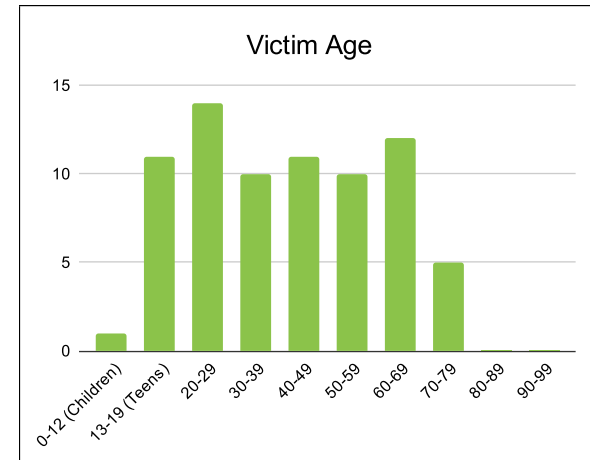
Victim Gender		
Male	50	66%
Female	26	34%
Unknown	0	0%

Victim Age		
0-12 (Children)	1	1%
13-19 (Teens)	11	14%
20-29	14	18%
30-39	10	13%
40-49	11	14%
50-59	10	13%
60-69	12	16%
70-79	5	7%
80-89	0	0%
90-99	0	0%



Speed		
Yes	19	25%
No	26	34%
Unknown	2	3%
Not Known Yet	29	38%

Safety Equipment		
	Seat Belt Use	Helmet Use
Yes/Correct	22	0
Yes/Not Correct	1	0
Yes/Unknown	0	0
No	20	2
Unknown	2	0
Not Applicable	21	69
Not Known Yet	10	5



*These numbers are preliminary and could change at anytime. The information in this report is based off the data available at the time the report was created.*

*For questions please contact the Traffic Records Supervisor at the Utah Highway Safety Office.*