

# Statewide Fatalities

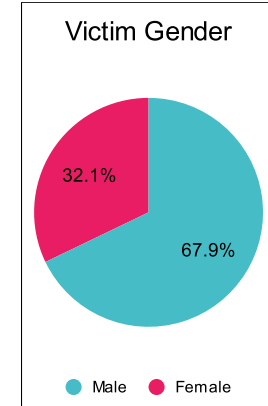
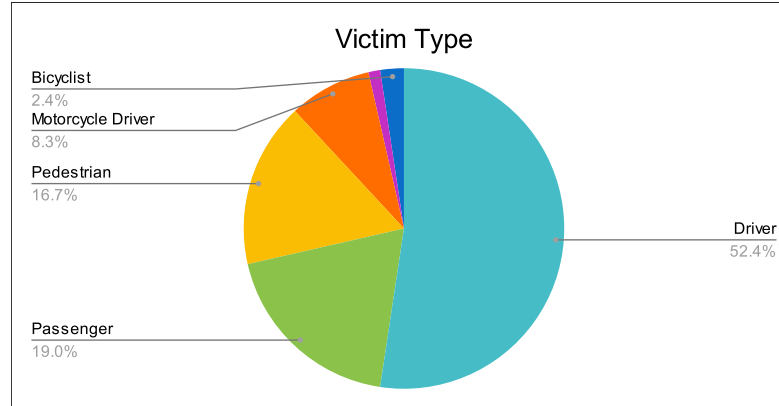
5/15/2023

Crash Details	
Total Fatal Crashes	73
Fatalities	84

Victim Type		
Driver	44	52%
Passenger	16	19%
Pedestrian	14	17%
Motorcycle Driver	7	8%
Motorcycle Passenger	1	1%
Bicyclist	2	2%
Person on Personal Conveyance	0	0%

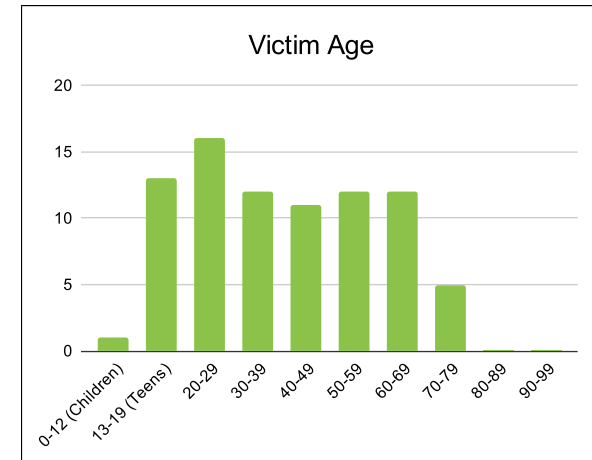
Victim Gender		
Male	57	68%
Female	27	32%
Unknown	0	0%

Victim Age		
0-12 (Children)	1	1%
13-19 (Teens)	13	15%
20-29	16	19%
30-39	12	14%
40-49	11	13%
50-59	12	14%
60-69	12	14%
70-79	5	6%
80-89	0	0%
90-99	0	0%



Speed		
Yes	26	31%
No	34	40%
Unknown	1	1%
Not Known Yet	23	27%

Safety Equipment		
	Seat Belt Use	Helmet Use
Yes/Correct	23	1
Yes/Not Correct	2	0
Yes/Unknown	1	0
No	21	3
Unknown	3	0
Not Applicable	25	73
Not Known Yet	9	7



*These numbers are preliminary and could change at anytime. The information in this report is based off the data available at the time the report was created.*

*For questions please contact the Traffic Records Supervisor at the Utah Highway Safety Office.*