

Statewide Fatalities

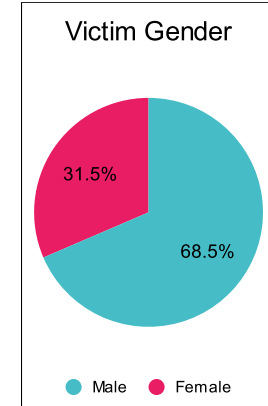
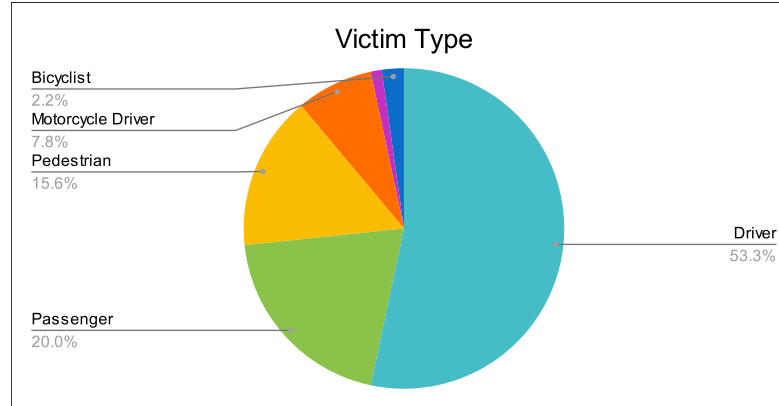
5/22/2023

Crash Details	
Total Fatal Crashes	79
Fatalities	90

Victim Type		
Driver	48	53%
Passenger	18	20%
Pedestrian	14	16%
Motorcycle Driver	7	8%
Motorcycle Passenger	1	1%
Bicyclist	2	2%
Person on Personal Conveyance	0	0%

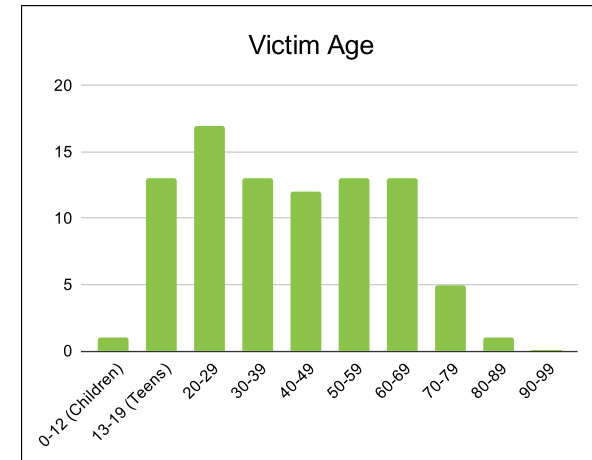
Victim Gender		
Male	61	68%
Female	28	31%
Unknown	0	0%

Victim Age		
0-12 (Children)	1	1%
13-19 (Teens)	13	14%
20-29	17	19%
30-39	13	14%
40-49	12	13%
50-59	13	14%
60-69	13	14%
70-79	5	6%
80-89	1	1%
90-99	0	0%



Speed		
Yes	29	32%
No	41	46%
Unknown	1	1%
Not Known Yet	19	21%

Safety Equipment		
	Seat Belt Use	Helmet Use
Yes/Correct	24	1
Yes/Not Correct	2	0
Yes/Unknown	1	0
No	27	4
Unknown	2	0
Not Applicable	25	79
Not Known Yet	9	6



These numbers are preliminary and could change at anytime. The information in this report is based off the data available at the time the report was created.

For questions please contact the Traffic Records Supervisor at the Utah Highway Safety Office.