

Statewide Fatalities

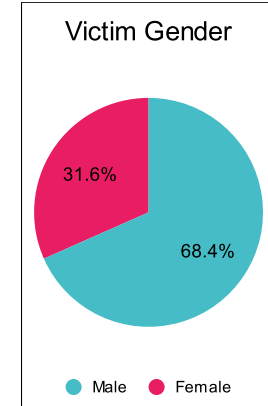
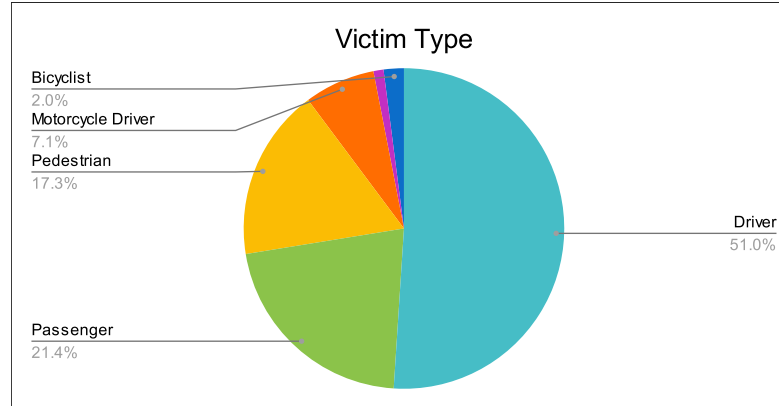
5/30/2023

Crash Details	
Total Fatal Crashes	85
Fatalities	98

Victim Type		
Driver	50	51%
Passenger	21	21%
Pedestrian	17	17%
Motorcycle Driver	7	7%
Motorcycle Passenger	1	1%
Bicyclist	2	2%
Person on Personal Conveyance	0	0%

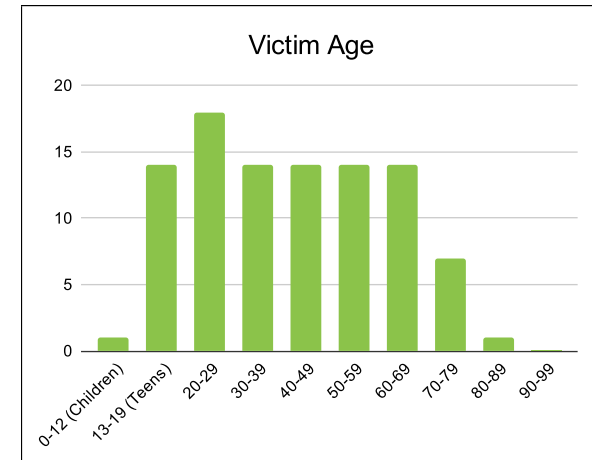
Victim Gender		
Male	67	68%
Female	31	32%
Unknown	0	0%

Victim Age		
0-12 (Children)	1	1%
13-19 (Teens)	14	14%
20-29	18	18%
30-39	14	14%
40-49	14	14%
50-59	14	14%
60-69	14	14%
70-79	7	7%
80-89	1	1%
90-99	0	0%



Speed		
Yes	31	32%
No	46	47%
Unknown	1	1%
Not Known Yet	20	20%

	Safety Equipment	
	Seat Belt Use	Helmet Use
Yes/Correct	24	1
Yes/Not Correct	2	0
Yes/Unknown	1	0
No	31	5
Unknown	3	0
Not Applicable	28	87
Not Known Yet	9	5



These numbers are preliminary and could change at anytime. The information in this report is based off the data available at the time the report was created.

For questions please contact the Traffic Records Supervisor at the Utah Highway Safety Office.