

# Statewide Fatalities

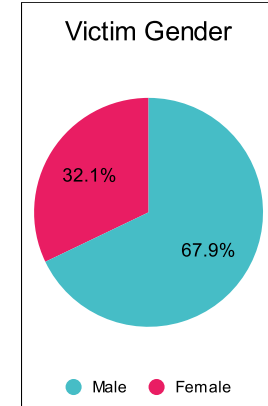
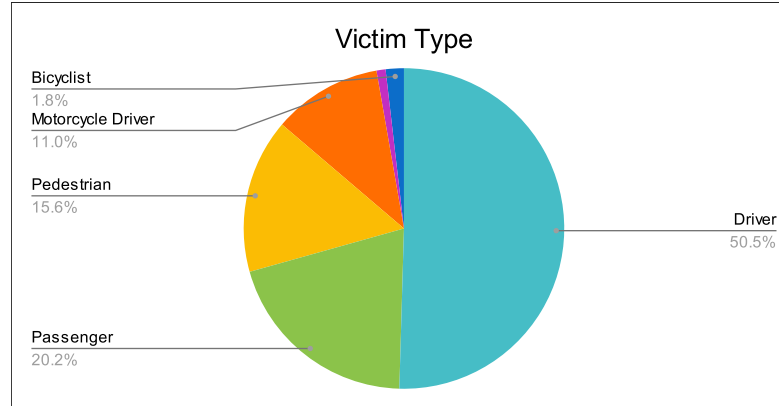
6/12/2023

Crash Details	
Total Fatal Crashes	95
Fatalities	109

Victim Type		
Driver	55	50%
Passenger	22	20%
Pedestrian	17	16%
Motorcycle Driver	12	11%
Motorcycle Passenger	1	1%
Bicyclist	2	2%
Person on Personal Conveyance	0	0%

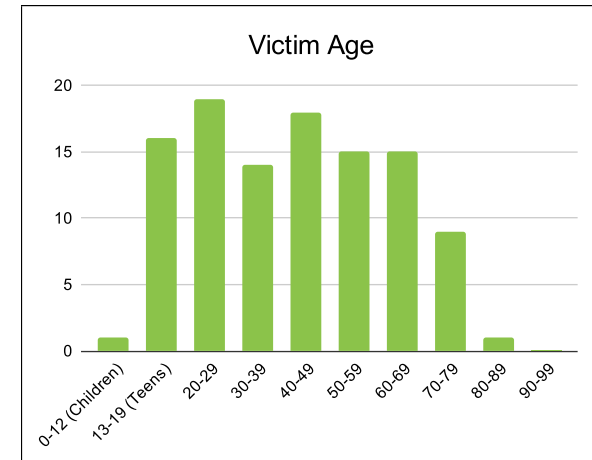
Victim Gender		
Male	74	68%
Female	35	32%
Unknown	0	0%

Victim Age		
0-12 (Children)	1	1%
13-19 (Teens)	16	15%
20-29	19	17%
30-39	14	13%
40-49	18	17%
50-59	15	14%
60-69	15	14%
70-79	9	8%
80-89	1	1%
90-99	0	0%



Speed		
Yes	38	35%
No	54	50%
Unknown	2	2%
Not Known Yet	15	14%

Safety Equipment		
	Seat Belt Use	Helmet Use
Yes/Correct	29	2
Yes/Not Correct	2	0
Yes/Unknown	1	0
No	33	8
Unknown	4	0
Not Applicable	33	93
Not Known Yet	7	6



*These numbers are preliminary and could change at anytime. The information in this report is based off the data available at the time the report was created.*

*For questions please contact the Traffic Records Supervisor at the Utah Highway Safety Office.*