

Statewide Fatalities

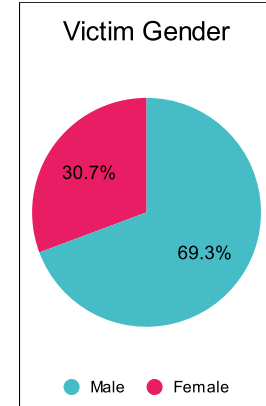
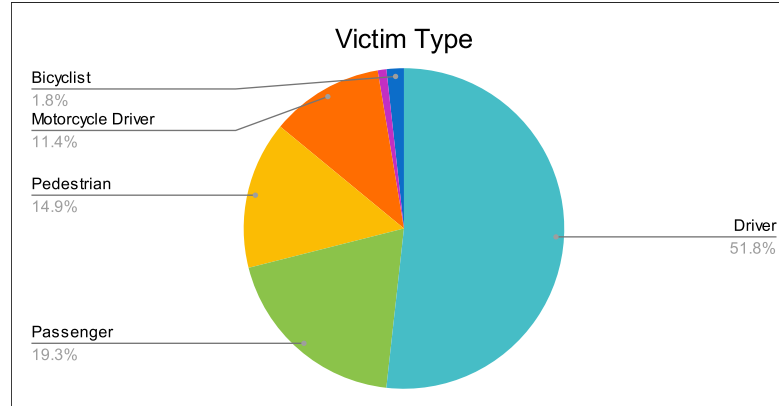
6/20/2023

Crash Details	
Total Fatal Crashes	100
Fatalities	114

Victim Type		
Driver	59	52%
Passenger	22	19%
Pedestrian	17	15%
Motorcycle Driver	13	11%
Motorcycle Passenger	1	1%
Bicyclist	2	2%
Person on Personal Conveyance	0	0%

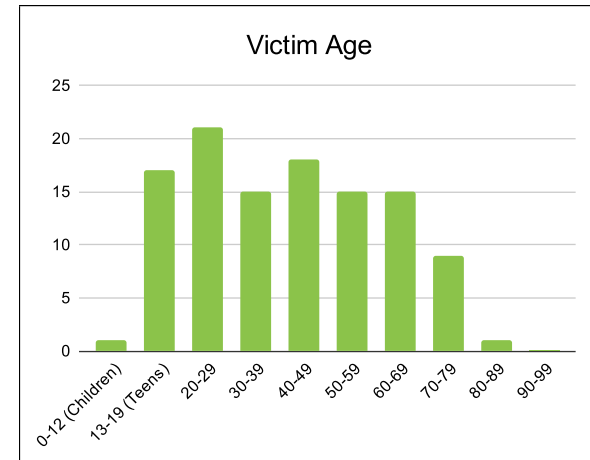
Victim Gender		
Male	79	69%
Female	35	31%
Unknown	0	0%

Victim Age		
0-12 (Children)	1	1%
13-19 (Teens)	17	15%
20-29	21	18%
30-39	15	13%
40-49	18	16%
50-59	15	13%
60-69	15	13%
70-79	9	8%
80-89	1	1%
90-99	0	0%



Speed		
Yes	39	34%
No	58	51%
Unknown	2	2%
Not Known Yet	15	13%

	Safety Equipment	
	Seat Belt Use	Helmet Use
Yes/Correct	30	2
Yes/Not Correct	2	0
Yes/Unknown	1	0
No	34	8
Unknown	4	0
Not Applicable	34	97
Not Known Yet	9	7



These numbers are preliminary and could change at anytime. The information in this report is based off the data available at the time the report was created.

For questions please contact the Traffic Records Supervisor at the Utah Highway Safety Office.