

Statewide Fatalities

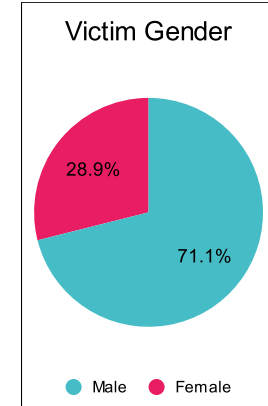
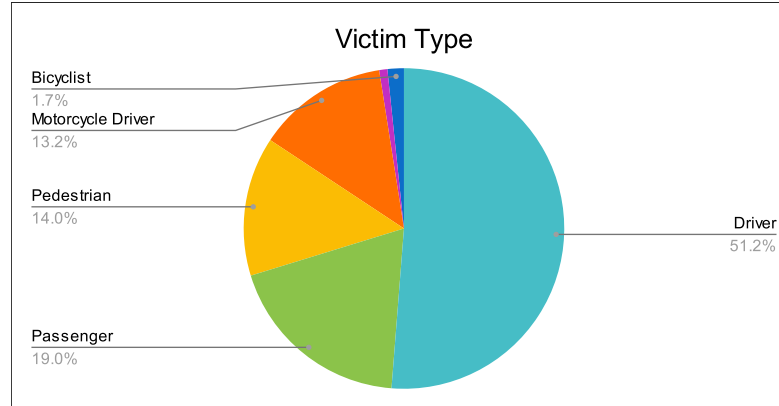
6/26/2023

Crash Details	
Total Fatal Crashes	105
Fatalities	121

Victim Type		
Driver	62	51%
Passenger	23	19%
Pedestrian	17	14%
Motorcycle Driver	16	13%
Motorcycle Passenger	1	1%
Bicyclist	2	2%
Person on Personal Conveyance	0	0%

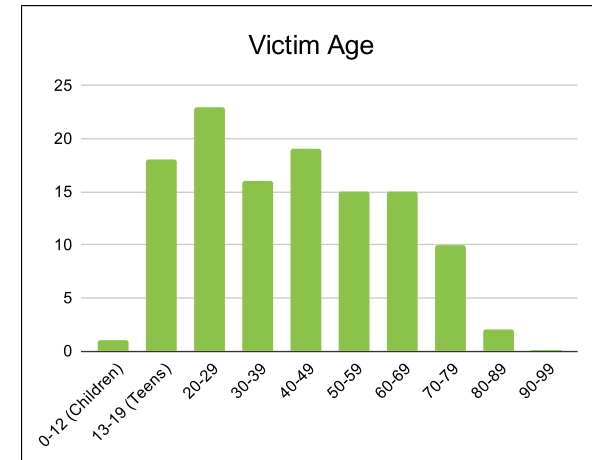
Victim Gender		
Male	86	71%
Female	35	29%
Unknown	0	0%

Victim Age		
0-12 (Children)	1	1%
13-19 (Teens)	18	15%
20-29	23	19%
30-39	16	13%
40-49	19	16%
50-59	15	12%
60-69	15	12%
70-79	10	8%
80-89	2	2%
90-99	0	0%



Speed		
Yes	40	33%
No	63	52%
Unknown	2	2%
Not Known Yet	16	13%

Safety Equipment		
	Seat Belt Use	Helmet Use
Yes/Correct	31	2
Yes/Not Correct	3	0
Yes/Unknown	1	0
No	35	9
Unknown	4	0
Not Applicable	37	101
Not Known Yet	10	9



These numbers are preliminary and could change at anytime. The information in this report is based off the data available at the time the report was created.

For questions please contact the Traffic Records Supervisor at the Utah Highway Safety Office.