

Statewide Fatalities

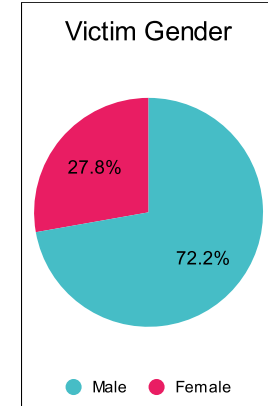
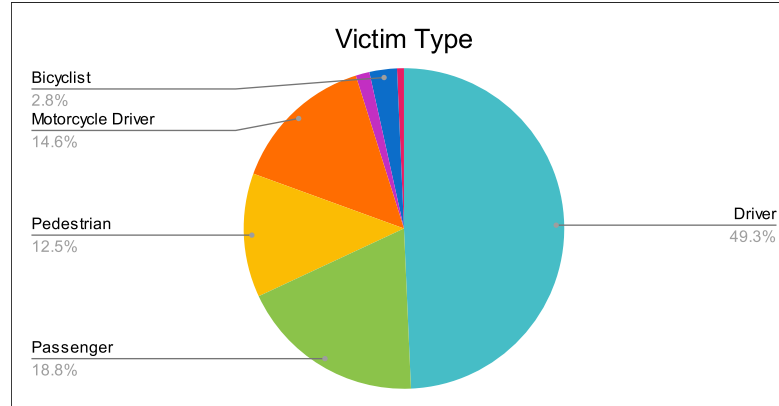
7/17/2023

Crash Details	
Total Fatal Crashes	125
Fatalities	144

Victim Type		
Driver	71	49%
Passenger	27	19%
Pedestrian	18	13%
Motorcycle Driver	21	15%
Motorcycle Passenger	2	1%
Bicyclist	4	3%
Person on Personal Conveyance	1	1%

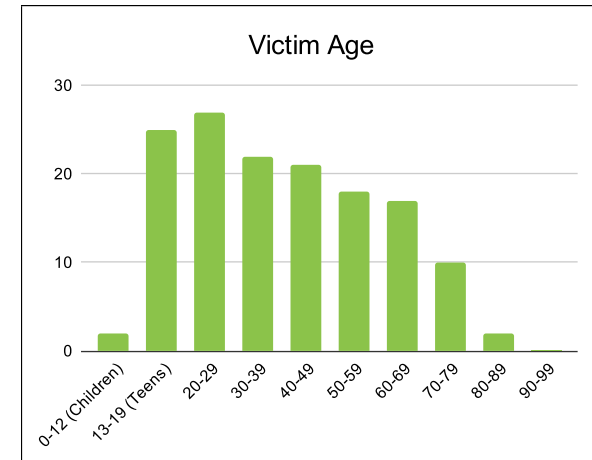
Victim Gender		
Male	104	72%
Female	40	28%
Unknown	0	0%

Victim Age		
0-12 (Children)	2	1%
13-19 (Teens)	25	17%
20-29	27	19%
30-39	22	15%
40-49	21	15%
50-59	18	13%
60-69	17	12%
70-79	10	7%
80-89	2	1%
90-99	0	0%



Speed		
Yes	49	34%
No	70	49%
Unknown	6	4%
Not Known Yet	19	13%

Safety Equipment		
	Seat Belt Use	Helmet Use
Yes/Correct	35	4
Yes/Not Correct	3	0
Yes/Unknown	1	1
No	44	11
Unknown	4	0
Not Applicable	47	116
Not Known Yet	10	12



These numbers are preliminary and could change at anytime. The information in this report is based off the data available at the time the report was created. For questions please contact the Traffic Records Supervisor at the Utah Highway Safety Office.